



120W Desktop C14 Adapter Series



Features

- Non-Vented Case
- US DoE Level VI Efficiency Compliance
- Ecodesign/ErP Lot 7 (EU) 2019/1782 Compliance
- EU CoC Ver 5 Tier 2 Compliance
- Class B EMI

Applications

- Industrial
- Test and Measurement
- Peripherals
- Networking





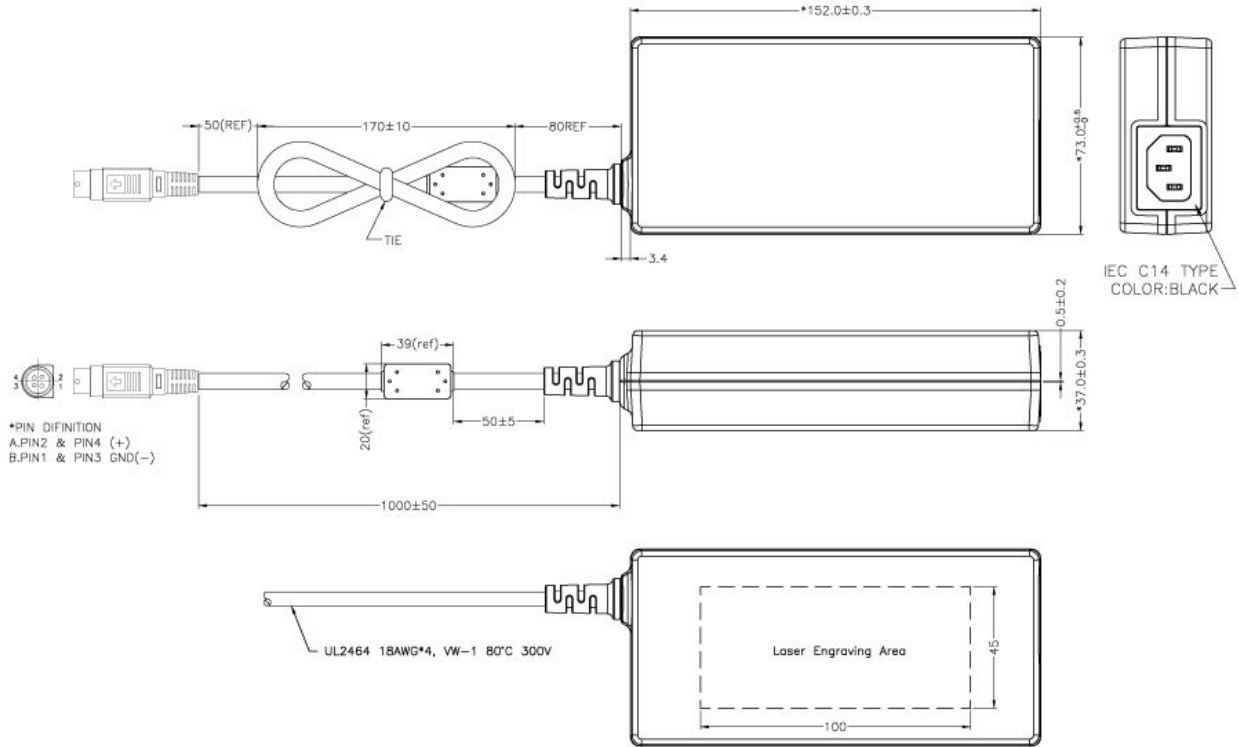
PSA120U Series Specifications¹

Model		PSA120U-120L6-R	PSA120U-240L6-R	PSA120U-480L6-R
Output	DC Output Voltage	12.0V	24.0V	48.0V
	Max Current	9.0A (11.0A peak) ³	5.0A (6.0A peak) ³	2.5A (3.0A peak) ³
	Output Power	108.0W	120.0W	120.0W
	Regulation	± 5%	± 5%	± 5%
	Ripple & Noise P-P(max) ⁴	200mV	380mV	480mV
Input	AC Input Voltage Range	90 to 264VAC		
	AC Input Frequency	47 to 63Hz		
	Input Current	1.5A (RMS) max @115VAC, 0.75A (RMS) max @230VAC		
	Inrush Current	220A max @115VAC (Cold start at ambient 25°C)		
	No Load Power Consumption at 115VAC Input	0.0744W	0.106W	0.106W
	No Load Power Consumption at 230VAC Input	0.0846W	0.134W	0.1140W
	115VAC Average Efficiency ⁵	89.395%	90.52%	91.568%
	230VAC Average Efficiency ⁵	89.366%	91.13%	91.816%
	230VAC 10% Load Efficiency ⁵	90.294%	87.37%	88.211%
Leakage Current	<250uA @250VAC/50Hz			
Protection	Over-Voltage	13.2V ~17V Latch mode	<32V	<60V
	Short Circuit	Output can be shorted permanently without damage		
	Over-Current	Auto recover		
	Over-Temperature	Latch mode		
Environmental	Operating Temperature	0°C to +40°C		
	Non-Operating Temperature	-20° to +80°C		
	Operating Humidity	10 to +95% Relative Humidity		
Safety Approvals and EMC	Dielectric Withstand (HI-POT)	Primary to Secondary: 3000VAC for 1min, 10mA		
	Insulation Resistance	Primary to Secondary: >100M ohm for 500VDC		
	Standards	cULus 60950-1, cULus 62368-1 (except 54V and 56V models), IEC 60950-1, IEC 62368-1 (except 54 and 56V models)		
	EMI Emissions	FCC Part 15 Class B, CAN ICES-003(B)/NMB-003(B), EN 55032/CISPR 32 Class B Conducted and Radiated		
	Harmonic Current Emissions	IEC 61000-3-2		
	Voltage Fluctuations & Flicker	IEC 61000-3-3		
	Immunity	EN 55024/CISPR 24: IEC 61000-4-2 (+/- 15kV air, +/- 8kV contact), IEC 61000-4-3, IEC 61000-4-4, IEC 61000-4-5 (+/- 2kV), IEC 61000-4-6, IEC 61000-4-8, IEC 61000-4-11		
Mechanical	Dimensions (L x W x H)	152mm (5.98in) x 73mm (2.87in) x 37mm (1.46in)		
	Weight	800g		
	Cable Length	1000mm	1500mm	
	DC Output Connector	4 pin Mini DIN	2.5mm x 5.5mm x 10.0mm	
	DC Wire Type	18 AWG	16 AWG	18 AWG
	DC Plug Pin Assignment	Pins 1 & 3: V+ Pins 2 & 4: GND (V-)	Inner (V+) / Outer GND (V-)	
	Input Connector	IEC 60320 C14		

Model		PSA120U-560L6-R ²
Output	DC Output Voltage	56.0V
	Max Current	2.14A (2.56A peak) ³
	Output Power	119.84W
	Regulation	±5%
	Ripple & Noise P-P(max) ⁴	560mV
Input	AC Input Voltage Range	90 to 264VAC
	AC Input Frequency	47 to 63Hz
	Input Current	1.5A (RMS) max @115VAC, 0.75A (RMS) max @230VAC
	Inrush Current	220A max @115VAC (Cold start at ambient 25°C)
	No Load Power Consumption at 115VAC Input	0.123W
	No Load Power Consumption at 230VAC Input	0.1338W
	115VAC Average Efficiency ⁵	92.427%
	230VAC Average Efficiency ⁵	92.489%
	230VAC 10% Load Efficiency ⁵	91.777%
Leakage Current	<250uA @250VAC/50Hz	
Protection	Over-Voltage	<70V
	Short Circuit	Output can be shorted permanently without damage
	Over-Current	Auto recover
	Over Temperature	Latch mode
Environmental	Operating Temperature	0°C to +40°C
	Non-Operating Temperature	-20° to +80°C
	Operating Humidity	10 to +95% Relative Humidity
Safety Approvals and EMC	Dielectric Withstand (HI-POT)	Primary to Secondary: 3000VAC for 1min, 10mA
	Insulation Resistance	Primary to Secondary: >100M ohm for 500VDC
	Standards	cULus 60950-1, cULus 62368-1 (except 54V and 56V models), IEC 60950-1, IEC 62368-1 (except 54 and 56V models)
	EMI Emissions	FCC Part 15 Class B, CAN ICES-003(B)/NMB-003(B), EN 55032/CISPR 32 Class B Conducted and Radiated
	Harmonic Current Emissions	IEC 61000-3-2
	Voltage Fluctuations & Flicker	IEC 61000-3-3
	Immunity	EN 55024/CISPR 24: IEC 61000-4-2 (+/- 15kV air, +/- 8kV contact), IEC 61000-4-3, IEC 61000-4-4, IEC 61000-4-5 (+/- 2kV), IEC 61000-4-6, IEC 61000-4-8, IEC 61000-4-11
Mechanical	Dimensions (L x W x H)	152mm (5.98in) x 73mm (2.87in) x 37mm (1.46in)
	Weight	800g
	Cable Length	1500mm
	DC Output Connector	2.5mm x 5.5mm x 10.0mm
	DC Wire Type	18 AWG
	DC Plug Pin Assignment	Inner (V+) / Outer GND (V-)
	Input Connector	IEC 60320 C14
Notes	<ol style="list-style-type: none"> The specifications defined are at ambient temperature of 25°C, unless otherwise specified. Not recommended for new designs (NRND). Minimum quantity order applies. Peak load is not promised to use over 10 sec. at nominal line, otherwise product life will be reduced. 20MHz bandwidth frequency oscilloscope, add a 0.1µF multilayer Cap. and Low ESR Electrolytic Cap. (10µF) at output connector terminals (nominal line voltage, full load). Efficiency is measured after 30 minutes burn-in. 	

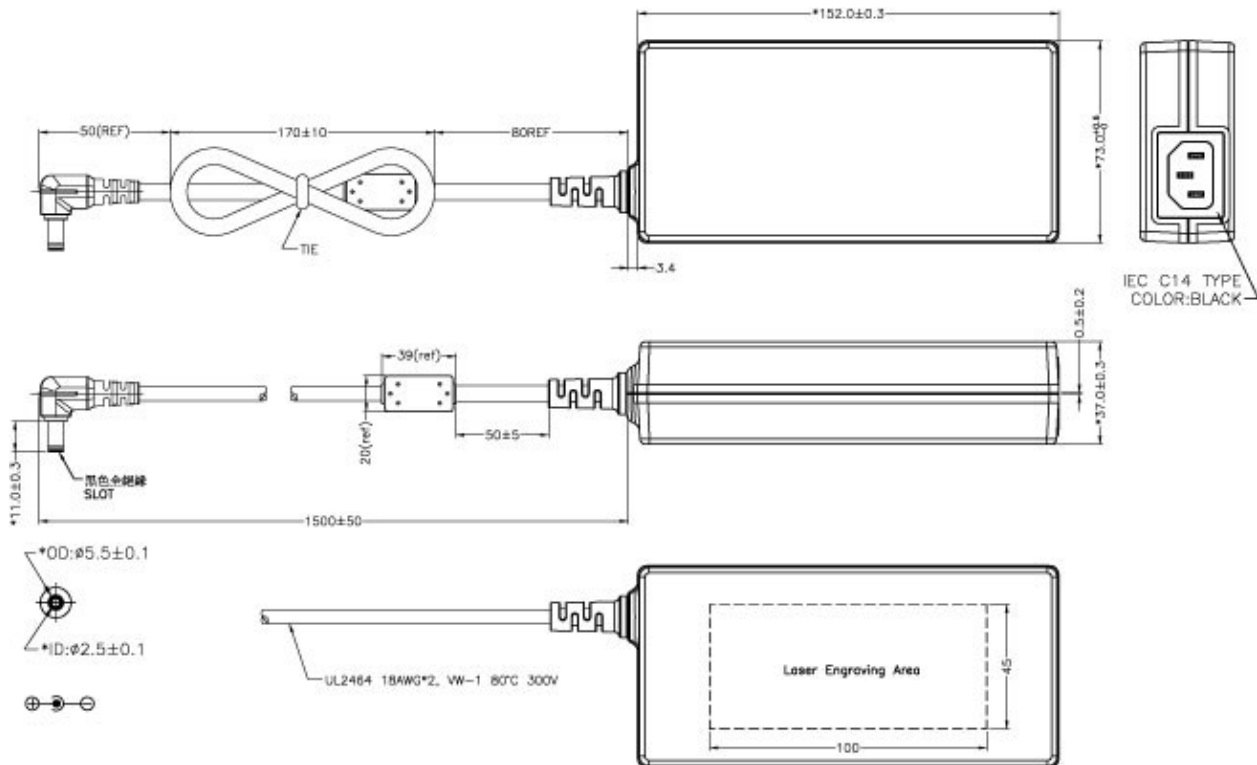


PSA120U-120L6 Outline Drawing





PSA120U Series Outline Drawing (All models except 12V)



**Supplier's Declaration of Conformity
47 CFR § 2.1077 Compliance Information**

Phihong USA Corporation
47800 Fremont Boulevard
Fremont, CA 94538
Telephone: (510) 445-0100
www.phihong.com




NOTE: The models in this product series have been tested and found to comply with the limits for a Class B digital device, pursuant to part 15 of the FCC Rules. These limits are designed to provide reasonable protection against harmful interference in a residential installation. This equipment generates, uses and can radiate radio frequency energy and, if not installed and used in accordance with the instructions, may cause harmful interference to radio communications. However, there is no guarantee that interference will not occur in a particular installation. If this equipment does cause harmful interference to radio or television reception, which can be determined by turning the equipment off and on, the user is encouraged to try to correct the interference by one or more of the following measures:

- Reorient or relocate the receiving antenna.
- Increase the separation between the equipment and receiver.
- Connect the equipment into an outlet on a circuit different from that to which the receiver is connected.
- Consult the dealer or an experienced radio/TV technician for help.

Changes or modifications to equipment not expressly approved by PHIHONG could void the user's authority to operate the equipment.



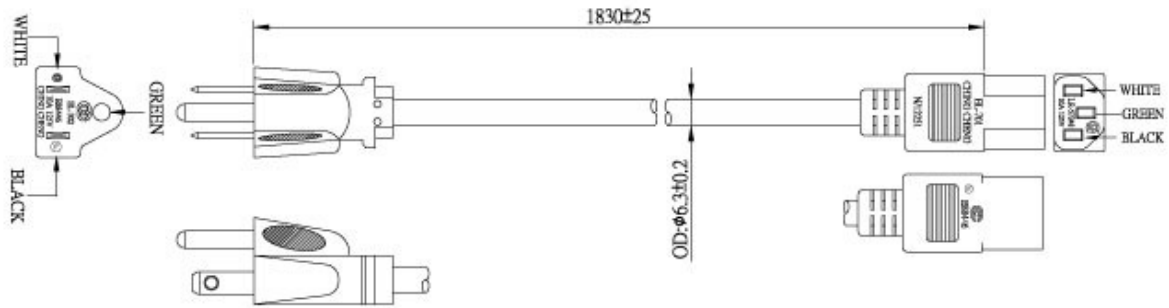
Line Cords - Sold Separately

Model		AC30UNA-R	AC30UEU-R	AC30UUK-R
Specifications	Plug Type	North America NEMA 5-15P	Continental Europe CEE 7VIII	United Kingdom BS 1363
	Connector	IEC320 C13	IEC320 C13	IEC320 C13
	Wire Size	18 AWG	0.75mm	1.0mm
	Temperature	60°C	70°C	70 °C
	Amperage Rating	10A	6A	10A
	Voltage Rating	125V	250V	250V
	Cable Length	1830mm	1830mm	2500mm
Safety Approvals		CSA; UL	CEBEC; DEMKO; DVE; FIMKO; GOST; IMQ; KEMA; NEMKO; NF; OVE; SEMKO	BSI; Safety Mark
Photos				

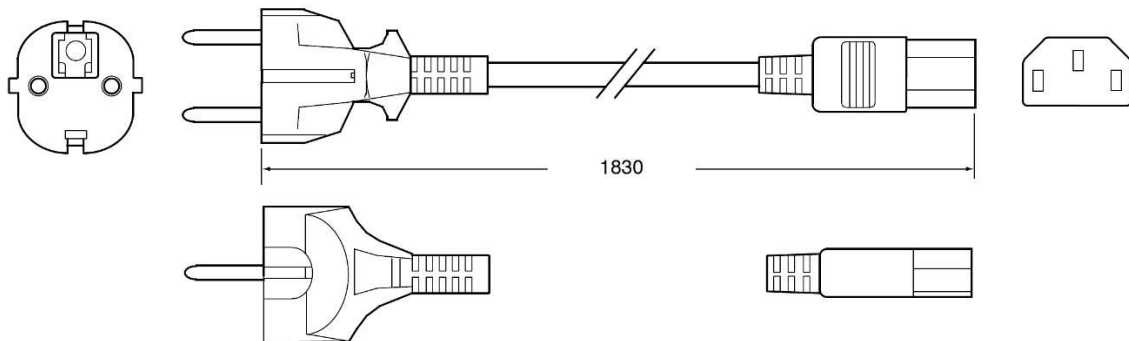


Line Cords - Outline Drawings

AC30UNA-R



AC30UEU-R



AC30UUK-R

