




# 60W Desktop C8 Adapter Series



## Features

- Non-Vented/Spill-Proof Case
- US DoE Level VI Efficiency Compliance
- Ecodesign/ErP Lot 7 (EU) 2019/1782 Compliance
- Low Profile Design
- Class B EMI

## Applications

- Portable Equipment
- Gaming Machines
- Notebook Computers
- Networking



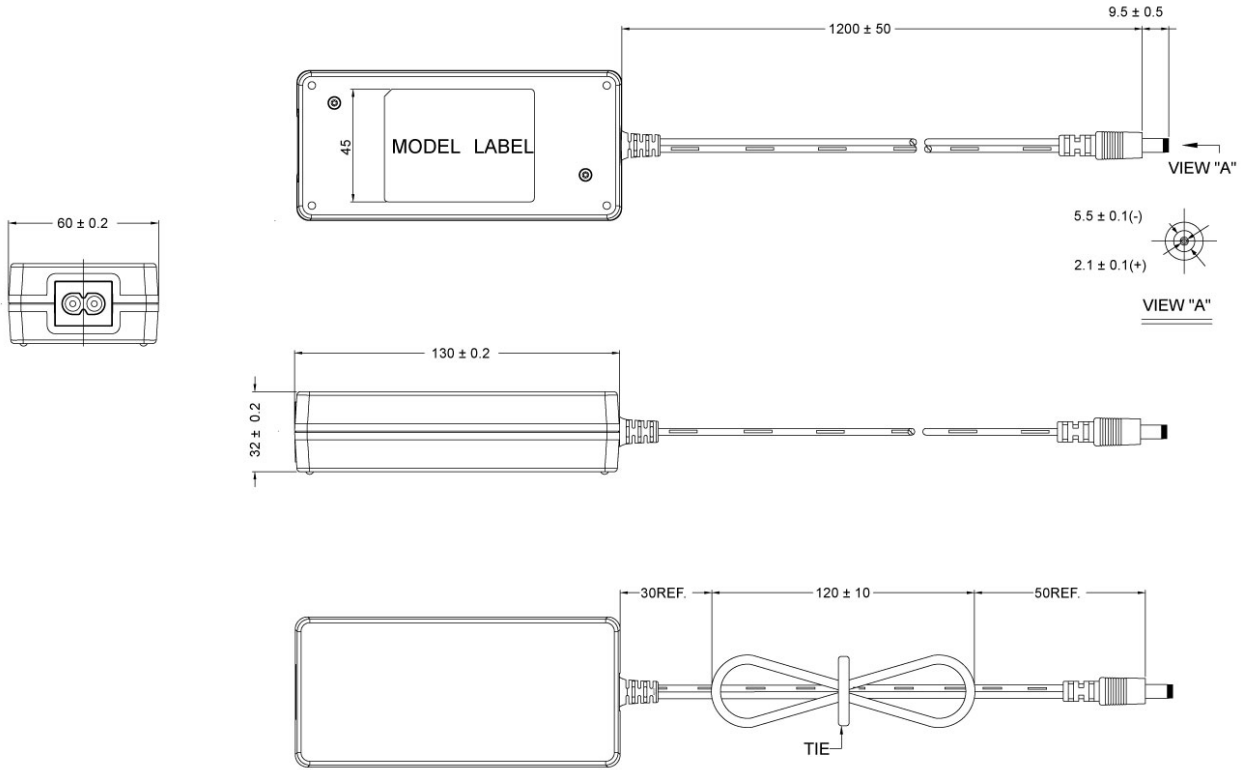
# PSAC60W Series Specifications<sup>1</sup>

Model		PSAC60W-120-R <sup>2</sup>	PSAC60W-180-R <sup>2</sup>	PSAC60W-240-R <sup>2</sup>
Output	DC Output Voltage	12.0V	18.0V	24.0V
	Max Current	5.0A	3.33A	2.5A
	Output Power	60.0W	59.94W	60.0W
	Regulation	±5%	±5%	±5%
	Ripple & Noise P-P(max) <sup>3</sup>	200mV	180mV	350mV
Input	AC Input Voltage Range	90 to 264VAC		
	AC Input Frequency	47 to 63Hz		
	Input Current	1.5A (RMS) max @120VAC		
	Inrush Current	150A max., 240VAC (Cold Start at ambient 25°C, full load)		
	No Load Power Consumption at 115VAC Input	0.089W	0.101W	0.099W
	No Load Power Consumption at 230VAC Input	0.118W	0.137W	0.140W
	115VAC Average Efficiency <sup>4</sup>	88.89%	88.19%	89.08%
	230VAC Average Efficiency <sup>4</sup>	89.38%	88.70%	89.50%
	230VAC 10% Load Efficiency <sup>4</sup>	87.46%	86.65%	86.17%
	Leakage Current	0.25mA max		
Protection	Over-Voltage	20V max, Latch off	27V max, Latch off	36V max, Latch off
	Short Circuit	Output can be shorted permanently without damage		
	Over-Current	8A max, Auto restart	6A max, Auto restart	4A max, Auto restart
Environmental	Operating Temperature	0°C to +40°C		
	Non-Operating Temperature	-20° to +70°C		
	Operating Humidity	5 to +90%		
Safety Approvals and EMC	Dielectric Withstand (HI-POT)	Primary to Secondary: 3000VAC for 1min, 10mA		
	Insulation Resistance	Primary to Secondary: >7M ohm for 500VDC		
	Standards	cULus 60950-1, IEC 60950-1		
	EMI Emissions	FCC Part 15 Class B, CAN ICES-003(B)/NMB-003(B), EN 55032/CISPR 32 Class B Conducted and Radiated		
	Harmonic Current Emissions	IEC 61000-3-2		
	Voltage Fluctuations & Flicker	IEC 61000-3-3		
	Immunity	EN 55024/CISPR 24: IEC 61000-4-2 (+/- 8V air, +/- 4kV contact), IEC 61000-4-3, IEC 61000-4-4, IEC 61000-4-5 (+/- 1kV), IEC 61000-4-6, IEC 61000-4-8, IEC 61000-4-11		
Mechanical	Dimensions (L x W x H)	130mm (5.12in) x 60mm (2.36in) x 32.0mm (1.30in)		
	Weight	305g		
	Cable Length	1200mm		
	Output Cable Type	16 AWG	18 AWG	
	DC Output Connector	2.1mm x 5.5mm x 9.5mm		
	DC Plug Pin Assignment	Inner (V+) / Outer GND (V-)		
	Input Connector	IEC 60320 C8		

Model		PSAC60W-480-R <sup>2</sup>	PSAC60W-560-R <sup>3</sup>
Output	DC Output Voltage	48.0V	56.0V
	Max Current	1.25A	1.08A
	Output Power	60.0W	60.48W
	Regulation	±5%	±5%
	Ripple & Noise P-P(max) <sup>4</sup>	480mV	560mV
Input	AC Input Voltage Range	90 to 264VAC	
	AC Input Frequency	47 to 63Hz	
	Input Current	1.5A (RMS) max @120VAC	
	Inrush Current	150A max., 240VAC (Cold Start at ambient 25°C, full load)	
	No Load Power Consumption at 115VAC Input	0.119W	0.126W
	No Load Power Consumption at 230VAC Input	0.147W	0.155W
	115VAC Average Efficiency <sup>5</sup>	90.14%	90.70%
	230VAC Average Efficiency <sup>5</sup>	90.00%	90.43%
	230VAC 10% Load Efficiency <sup>5</sup>	85.85%	84.80%
	Leakage Current	0.25mA max	
Protection	Over-Voltage	72V max, Latch off	84V max, Latch off
	Short Circuit	Output can be shorted permanently without damage	
	Over-Current	2A max, Auto restart	1.9A max, Auto restart
Environmental	Operating Temperature	0°C to +40°C	
	Non-Operating Temperature	-20° to +70°C	
	Operating Humidity	5 to +90%	
Safety Approvals and EMC	Dielectric Withstand (HI-POT)	Primary to Secondary: 3000VAC for 1min, 10mA	
	Insulation Resistance	Primary to Secondary: >7M ohm for 500VDC	
	Standards	cULus 60950-1, IEC 60950-1	
	EMI Emissions	FCC Part 15 Class B, CAN ICES-003(B)/NMB-003(B), EN 55032/CISPR 32 Class B Conducted and Radiated	
	Harmonic Current Emissions	IEC 61000-3-2	
	Voltage Fluctuations & Flicker	IEC 61000-3-3	
	Immunity	EN 55024/CISPR 24: IEC 61000-4-2 (+/- 8kV air, +/- 4kV contact), IEC 61000-4-3, IEC 61000-4-4, IEC 61000-4-5 (+/- 1kV), IEC 61000-4-6, IEC 61000-4-8, IEC 61000-4-11	
Mechanical	Dimensions (L x W x H)	130mm (5.12in) x 60mm (2.36in) x 32.0mm (1.30in)	
	Weight	305g	
	Cable Length	1200mm	
	Output Cable Type	20 AWG	
	DC Output Connector	2.1mm x 5.5mm x 9.5mm	
	DC Plug Pin Assignment	Inner (V+) / Outer GND (V-)	
	Input Connector	IEC 60320 C8	
Notes	<ol style="list-style-type: none"> <li>The specifications defined are at ambient temperature of 25C, unless otherwise specified.</li> <li>Not recommended for new designs (NRND). Minimum order quantity applies.</li> <li>Model discontinued.</li> <li>20MHz bandwidth frequency oscilloscope, add a 0.1µF multilayer Cap. and Low ESR Electrolytic Cap. (10µF) at output connector terminals (nominal line voltage, full load).</li> <li>Efficiency is measured after 30 minutes burn-in.</li> </ol>		



# PSAC60W Outline Drawing





**Supplier's Declaration of Conformity  
47 CFR § 2.1077 Compliance Information**

Phihong USA Corporation  
47800 Fremont Boulevard  
Fremont, CA 94538  
Telephone: (510) 445-0100  
[www.phihong.com](http://www.phihong.com)

*This device complies with/The devices in this product series comply with part 15 of the FCC Rules. Operation is subject to the following two conditions: (1) This device may not cause harmful interference, and (2) this device must accept any interference received, including interference that may cause undesired operation.*



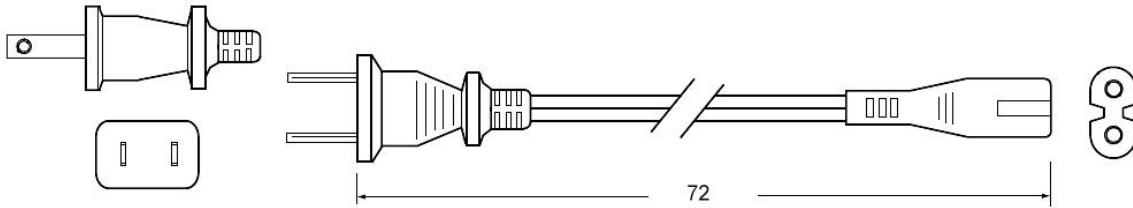
# Line Cords - Sold Separately

Model		AC15WNA-R	AC15WEU-R	AC15WUK-R
Specifications	Plug Type	North America NEMA 1-15P	Continental Europe CEE 7XVI	United Kingdom BS 1363
	Connector	IEC320 C7	IEC320 C7	IEC320 C7
	Wire Size	18 AWG	0.75mm	0.75mm
	Temperature	60°C	70°C	70 °C
	Amperage Rating	10A	2.5A	5A
	Voltage Rating	125V	250V	250V
	Cable Length	72mm	1830mm	1830mm
Safety Approvals		CSA; UL	CEBEC; DEMKO; DVE; FIMKO; GOST; IMQ; KEMA; NEMKO; NF; OVE; SEMKO; SEV	BSI; Safety Mark
Photos				




# Line Cords - Outline Drawings

**AC15WNA-R**



**AC15WEU-R**



**AC15WUK-R**

