



# 10W USB Interchangeable Plug Adapter



## Features

- USB Socket
- Field Changeable AC Plugs – sold separately
- US DoE Level VI Efficiency Compliance
- Ecodesign/ErP Lot 7 (EU) 2019/1782 Compliance
- EU COC V5 Tier 2 Compliance
- AS/NZS 4665.1-2005+A1:2009, AS/NZS 4665.2-2005+A1:2009 Compliance
- Voltage Drop Compensation

## Applications

- Personal Electronics
- Portable Equipment
- Peripherals
- Networking

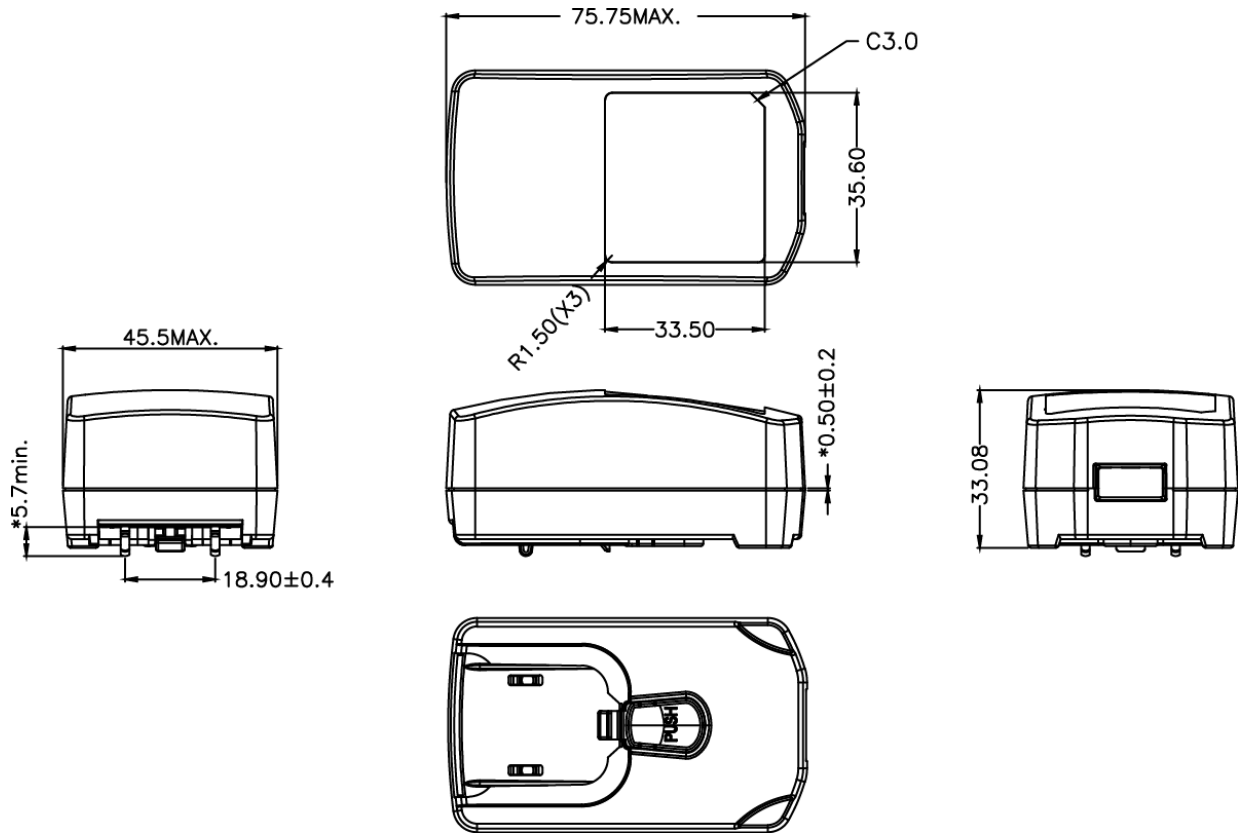


# PSAF10R-050QA-R Specifications<sup>1</sup>

Model		PSAF10R-050QA-R
Output	DC Output Voltage	5.0V
	Max Current	2.0A
	Output Power	10.0W
	Regulation	± 5%
	Ripple & Noise P-P(max) <sup>2</sup>	150mV
Input	AC Input Voltage Range	90 to 264VAC
	AC Input Frequency	47 to 63Hz
	Input Current	0.28A (RMS) max for 115Vac/60Hz 0.16A (RMS) max for 230Vac/50Hz
	Inrush Current	60A max. @230VAC/50Hz
	No Load Power Consumption at 115VAC Input	0.014W
	No Load Power Consumption at 230VAC Input	0.021W
	115VAC Average Efficiency <sup>3</sup>	79.7%
	230VAC Average Efficiency <sup>3</sup>	80.1%
	230VAC 10% Load Efficiency <sup>3</sup>	75.8%
	Leakage Current	20uA max @254VAC/50Hz
Protection	Over-Voltage	8.0V max
	Short Circuit	Auto recovery and no component damage
	Over-Current	3.0A max
Environmental	Operating Temperature	0°C to +40°C
	Non-Operating Temperature	-20° to +70°C
	Operating Humidity	90% RH max
Safety Approvals and EMC	Dielectric Withstand (HI-POT)	Primary to Secondary: 3000VAC for 1min, 10mA
	Insulation Resistance	Primary to Secondary: 10M ohm for 500VDC, 1min
	Standards	cULus 62368-1, IEC 62368-1, AS/NZ 60950.1:2011+A1, EAC, BIS, PSB, KC, PSE, BSMI, CCC
	EMI Emissions	FCC Part 15 Class B, CAN ICES-003(B)/NMB-003(B), EN 55032/CISPR 32, KCC Class B Conducted and Radiated
	Harmonic Current Emissions	IEC 61000-3-2
	Voltage Fluctuations & Flicker	IEC 61000-3-3
	Immunity	EN 55024/CISPR 24: IEC 61000-4-2 (+/- 15kV air, +/-8kV contact), IEC 61000-4-3, IEC 61000-4-4, IEC 61000-4-5 (+/- 2kV), IEC 61000-4-6, IEC 61000-4-8, IEC 61000-4-11
Mechanical	Dimensions (L x W x H)	75.75mm (2.98in) x 45.5mm (1.79in) x 33.08mm (1.30in)
	Weight	52g
	DC Output Connector	USB Type A
Notes	<ol style="list-style-type: none"> <li>The specifications defined are at ambient temperature of 25°C, unless otherwise specified.</li> <li>20MHz bandwidth frequency oscilloscope, add a 0.1µF multilayer Cap. and Low ESR Electrolytic Cap. (10µF) at output connector terminals (nominal line voltage, full load).</li> <li>Efficiency is measured after 30 minutes burn-in.</li> </ol>	



# PSAF10R-050QA-R Outline Drawing



**Supplier's Declaration of Conformity**  
**47 CFR § 2.1077 Compliance Information**

Phihong USA Corporation  
47800 Fremont Boulevard  
Fremont, CA 94538  
Telephone: (510) 445-0100  
[www.phihong.com](http://www.phihong.com)

NOTE: This model has/The models in this product series have been tested and found to comply with the limits for a Class B digital device, pursuant to part 15 of the FCC Rules. These limits are designed to provide reasonable protection against harmful interference in a residential installation. This equipment generates, uses and can radiate radio frequency energy and, if not installed and used in accordance with the instructions, may cause harmful interference to radio communications. However, there is no guarantee that interference will not occur in a particular installation. If this equipment does cause harmful interference to radio or television reception, which can be determined by turning the equipment off and on, the user is encouraged to try to correct the interference by one or more of the following measures:


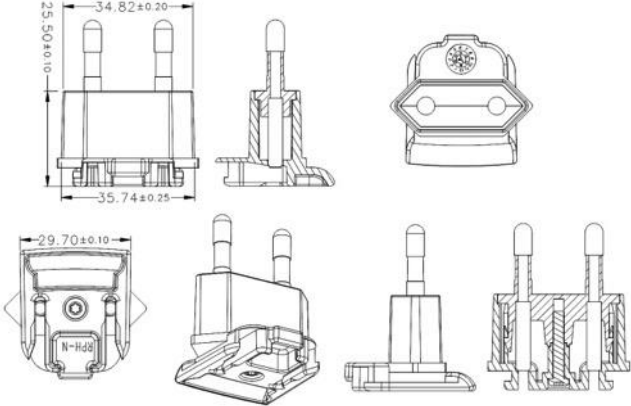

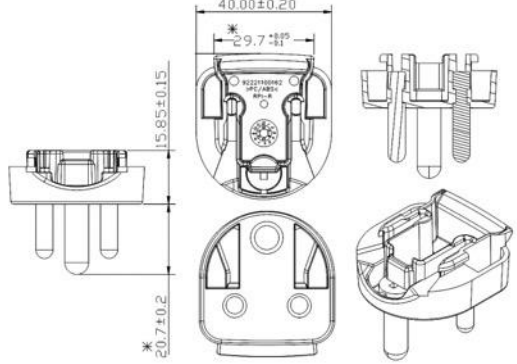

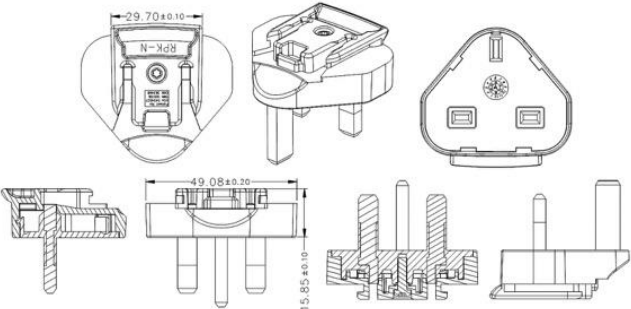

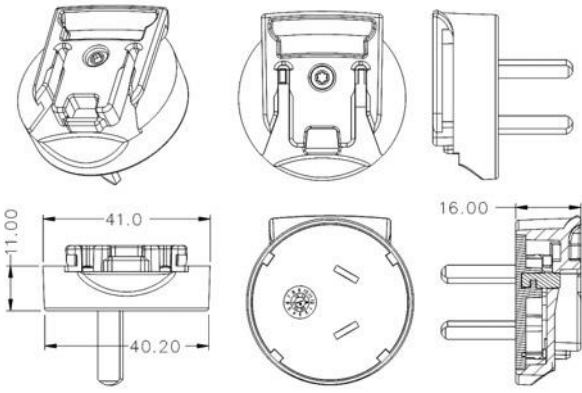
- Reorient or relocate the receiving antenna.
- Increase the separation between the equipment and receiver.
- Connect the equipment into an outlet on a circuit different from that to which the receiver is connected.
- Consult the dealer or an experienced radio/TV technician for help.


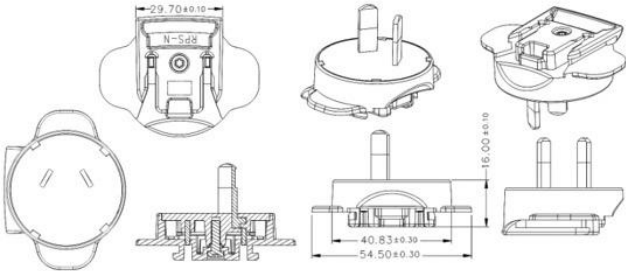

Changes or modifications to equipment not expressly approved by PHIHONG could void the user's authority to operate the equipment.



# AC Input Clips – Sold Separately

Model	Photo	Description	Outline Drawing - mm
RPA-AB01B-H		US Clip	
RPB-AB01B-H		Brazil Clip	
RPC-AB01B-H		China Clip	
RPE-AB01B-H		Europe Clip	

Model	Photo	Description	Outline Drawing - mm
RPH-AB01B-H		Korea Clip	
RPI-AB01B-H		India Clip	
RPK-AB01B-H		UK Clip	
RPN-AB01B-H		Argentina Clip	

Model	Photo	Description	Outline Drawing - mm
RPS-AB01B-H		Australia Clip	
RPBAG-AB01B-H	<p>RPA-AB01B-H, RPE-AB01B-H, RPK-AB01B-H and RPS-AB01B-H interchangeable clips in a plastic bag.</p> 		



# USB Cables – Sold Separately

## Unit: mm

Part no: IP-USB1(C10)S	Desc: USB-A to Micro-B – 1 Meter – Black
Part no: IPUSB1CS	Desc: USB to Mini-B – 1.5 Meter – Black
Part no: IPUSB1MS	Desc: USB-A to Micro-B – 1.5 Meter – Black
Part no: IPUSB1M5LD	Desc: USB-A to Micro-B – 24AWG – Low Drop – 1.5 Meter – Black
Part no: IPUSB1P5	Desc: USB-A to Micro-B – 1 Meter – 24AWG – Black
Part no: IPUSB1P5W	Desc: USB-A to Micro-B – 1 Meter – 24AWG – White



Part no: IPUSB1MSW	Desc: USB-A to Micro-B – 1.5 Meter – White
Part no: UES-1001A160	Desc: Low Drop Type-C USB Cable – 1 Meter – 23AWG on Power – 30AWG on Data - Black
Part no: UES-1003A160	Desc: Low Drop Type-C USB Cable - 1 Meter – 23AWG on Power – 30AWG on Data - White