



150W Desktop C6 Adapter Series



Features

- Ultra Low-Profile (0.91") Non-Vented Case
- US DoE Level VI Efficiency Compliance
- Ecodesign/ErP Lot 7 (EU) 2019/1782 Compliance
- EU CoC Ver 5 Tier 2 Compliance
- Class B EMI
- 5000m Operating Altitude

Applications

- Industrial
- Test and Measurement
- Peripherals
- Networking



AA150M Series Specifications¹

Model		AA150M-190B-R	AA150M-240B-R
Output	DC Output Voltage	19V	24V
	Max Current	7.9A	6.25A
	Output Power	150.1W	150.0W
	Regulation	± 5%	
	Ripple & Noise P-P(max) ²	300mV	
Input	AC Input Voltage Range	90 to 264VAC	
	AC Input Frequency	47 to 63Hz	
	Input Current	2.25A (RMS) max at 115VAC/60Hz 1.25A (RMS) max at 230VAC/50Hz	
	No Load Power Consumption	≤0.150W at 115VAC input, ≤0.150W at 230VAC input	≤0.150W at 115VAC input, ≤0.150W at 230VAC input
	Average Efficiency ³	≥88.0% at 115VAC input, ≥88.0% at 230VAC input	≥88.0% at 115VAC input, ≥88.0% at 230VAC input
	230VAC 10% Load Efficiency ³	≥ 79.0%	≥ 79.0%
	Leakage Current	250uA max	
Protection	Over-Voltage	Output voltage shall not exceed 26V (Latch)	Output voltage shall not exceed 36V (Latch)
	Short Circuit	Auto recovery and no component damage	
	Over-Current	<13A Auto recovery	<10A Auto recovery
Environmental	Operating Temperature ⁴	-5°C to +60°C	
	Non-Operating Temperature	-25° to +65°C	
	Operating Humidity	95%% RH max	
Safety Approvals and EMC	Dielectric Withstand (HI-POT)	Primary to Secondary: 3000VAC for 1min, 10mA Primary to PE: 1500VAC, for 1min, 10mA	
	Insulation Resistance	Primary to Secondary: >100M ohm for 500VDC	
	Standards	UL & IEC 62368-1	
	EMI Emissions	FCC Part 15 Class B, CAN ICES-003(B)/NMB-003(B), EN 55032/CISPR 32 Class B Conducted and Radiated	
	Harmonic Current Emissions	IEC 61000-3-2	
	Voltage Fluctuations & Flicker	IEC 61000-3-3	
	Immunity	EN 55035/CISPR 35: IEC 61000-4-2 (+/- 8kV air, +/- 4kV contact), IEC 61000-4-3, IEC 61000-4-4, IEC 61000-4-5 (+/-1kV L-L, +/-2kV L-PE), IEC 61000-4-6, IEC 61000-4-8, IEC 61000-4-11	
Mechanical	Dimensions (L x W x H)	143.0mm (5.63in) x 66.5mm (2.62in) x 23.0mm (0.91in)	
	Cable Length	1500mm	
	DC Output Connector	2.5mm x 5.5mm x 11.0mm	
	Input Connector	IEC 60320 C6	
Notes	1. The specifications defined are at ambient temperature of 25°C, unless otherwise specified. 2. Measuring is done by 20MHz bandwidth oscilloscope and terminated each output with a 10uF low ESR aluminum electrolytic capacitor and a 0.1uF ceramic capacitor. 3. Efficiency is measured after 30min. burn-in 4. Refer to derating curve.		

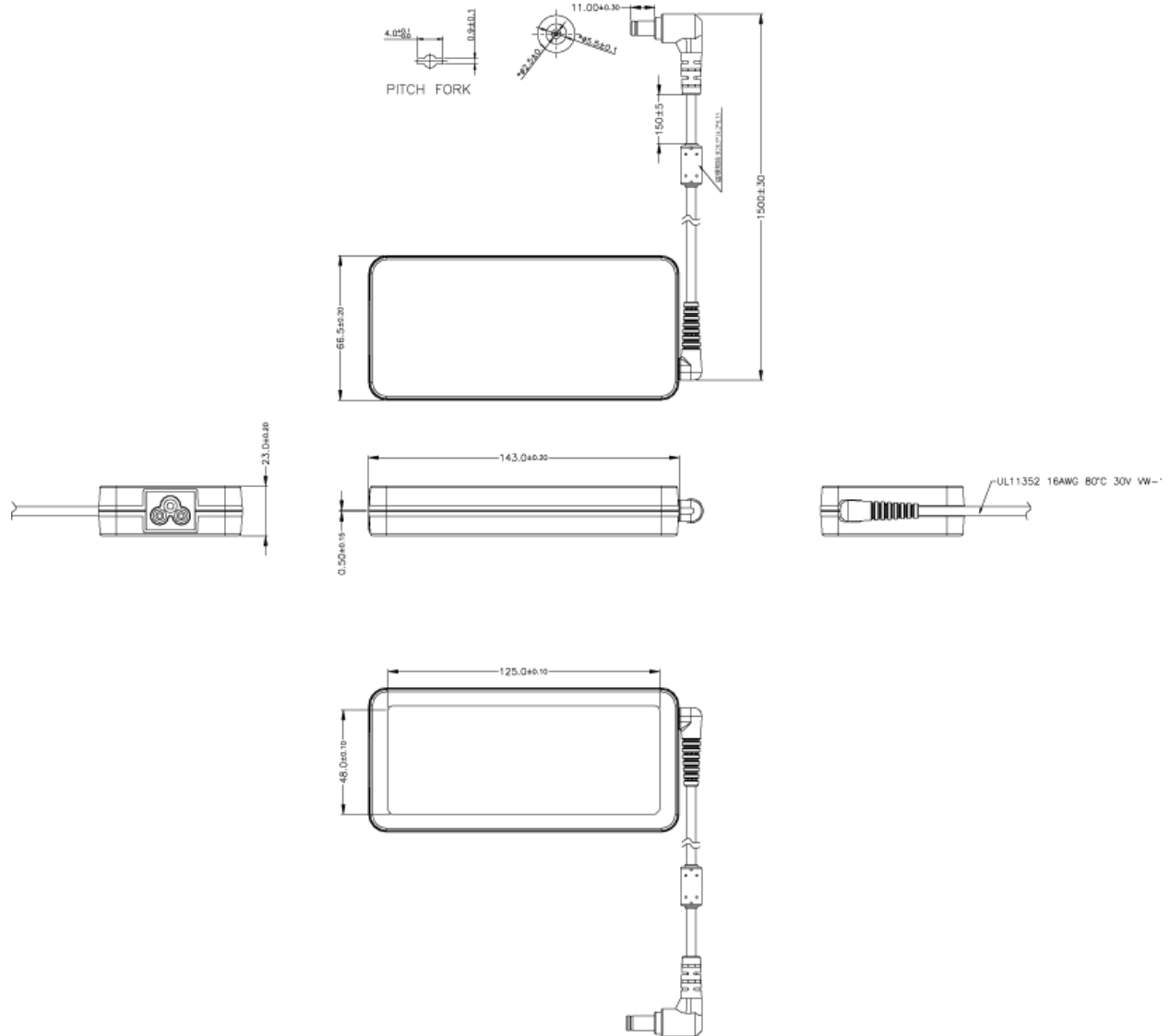


AA150M Series Specifications¹

Model		AA150M-480B-R	AA150M-540B-R
Output	DC Output Voltage	48V	54V
	Max Current	3.125A	2.778A
	Output Power	150.0W	150.0W
	Regulation	-3% / +5%	
	Ripple & Noise P-P(max) ²	480mV	540mV
Input	AC Input Voltage Range	90 to 264VAC	
	AC Input Frequency	47 to 63Hz	
	Input Current	2.25A (RMS) max at 115VAC/60Hz 1.25A (RMS) max at 230VAC/50Hz	
	No Load Power Consumption	≤0.150W at 115VAC input, ≤0.150W at 230VAC input	≤0.150W at 115VAC input, ≤0.150W at 230VAC input
	Average Efficiency ³	≥88.0% at 115VAC input, ≥88.0% at 230VAC input	≥88.0% at 115VAC input, ≥88.0% at 230VAC input
	230VAC 10% Load Efficiency ³	≥ 79.0%	≥ 79.0%
	Leakage Current	250uA max	
Protection	Over-Voltage	Output voltage shall not exceed 60V (Latch)	Output voltage shall not exceed 60V (Latch)
	Short Circuit	Auto recovery and no component damage	
	Over-Current	<6A	<5.4A
Environmental	Operating Temperature ⁴	-20°C to +60°C	
	Non-Operating Temperature	-25° to +65°C	
	Operating Humidity	95%% RH max	
Safety Approvals and EMC	Dielectric Withstand (HI-POT)	Primary to Secondary: 3000VAC for 1min, 10mA Primary to PE: 1500VAC, for 1min, 10mA	
	Insulation Resistance	Primary to Secondary: >100M ohm for 500VDC	
	Standards	UL & IEC 62368-1	
	EMI Emissions	FCC Part 15 Class B, CAN ICES-003(B)/NMB-003(B), EN 55032/CISPR 32 Class B Conducted and Radiated	
	Harmonic Current Emissions	IEC 61000-3-2	
	Voltage Fluctuations & Flicker	IEC 61000-3-3	
	Immunity	EN 55035/CISPR 35: IEC 61000-4-2 (+/- 15kV air, +/- 8kV contact), IEC 61000-4-3, IEC 61000-4-4, IEC 61000-4-5 (+/-1kV L-L, +/-2kV L-PE), IEC 61000-4-6, IEC 61000-4-8, IEC 61000-4-11	
Mechanical	Dimensions (L x W x H)	143.0mm (5.63in) x 66.5mm (2.62in) x 23.0mm (0.91in)	
	Cable Length	1500mm	
	DC Output Connector	2.5mm x 5.5mm x 11.0mm	
	Input Connector	IEC 60320 C6	
Notes	1. The specifications defined are at ambient temperature of 25°C, unless otherwise specified. 2. Measuring is done by 20MHz bandwidth oscilloscope and terminated each output with a 10uF low ESR aluminum electrolytic capacitor and a 0.1uF ceramic capacitor. 3. Efficiency is measured after 30min. burn-in 4. Refer to derating curve.		



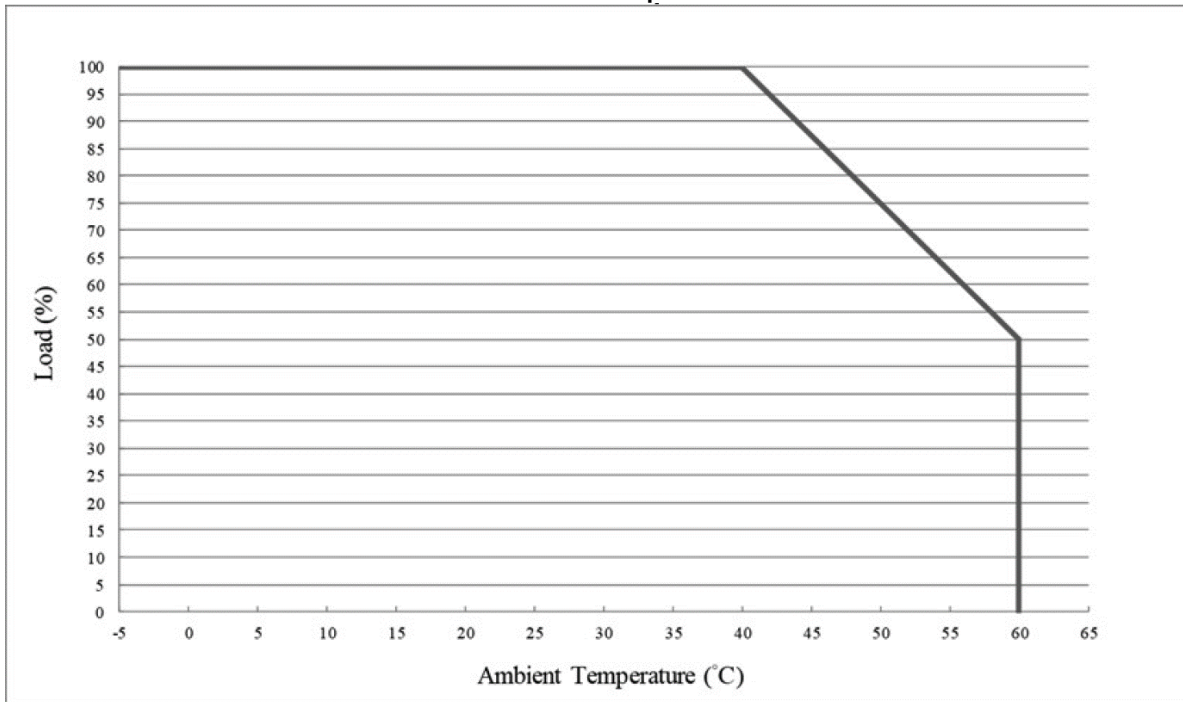
AA150M Series Outline Drawing



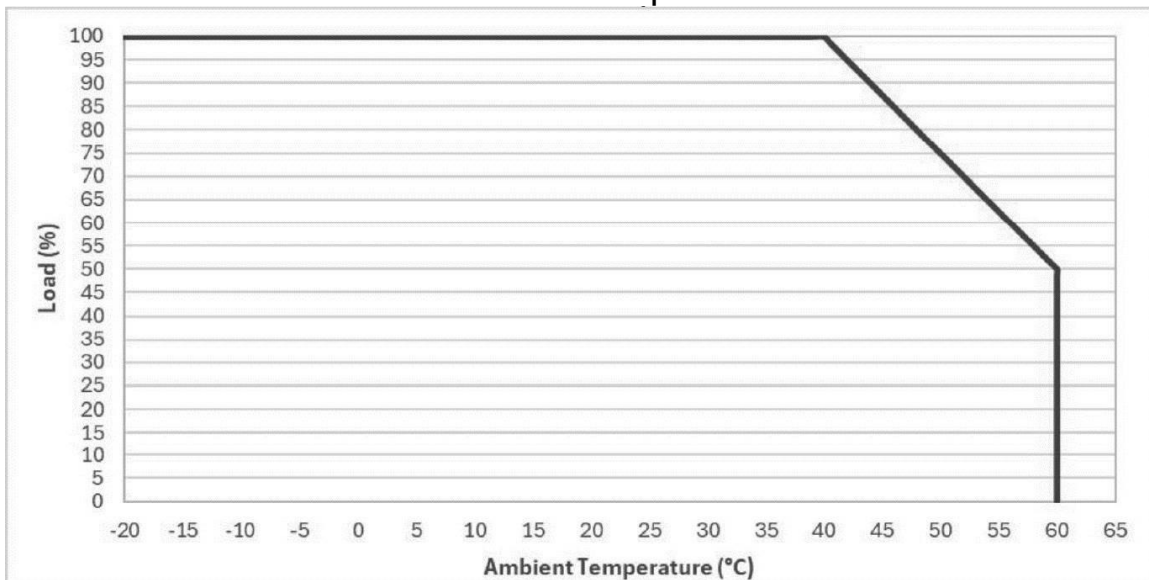


AA150M Series Derating Curve

19V and 24V Output Models



48V and 54V Output Models





Supplier's Declaration of Conformity
47 CFR § 2.1077 Compliance Information

MODELS

AA150M-190B-R

AA150M-240B-R

AA150M-480B-R

AA150M-540B-R

Phihong USA Corporation

47800 Fremont Boulevard

Fremont, CA 94538


Telephone: (510) 445-0100

www.phihong.com

This device complies with part 15 of the FCC Rules. Operation is subject to the following two conditions: (1) This device may not cause harmful interference, and (2) this device must accept any interference received, including interference that may cause undesired operation.



Line Cord - Sold Separately

Model		AC30MNA-R
Specifications	Plug Type	North America NEMA 5-15P
	Connector	IEC320 C6
	Wire Size	18 AWG
	Temperature	60°C
	Amperage Rating	7A
	Voltage Rating	125V
	Cable Length	1829mm
Safety Approvals		CSA; UL
Photos		



Line Cords - Outline Drawings

