



18W Medical Grade Adapter Series



Features

- Meets DoE Level VI
- 2xMOPP Isolation
- Suitable for BF applications with system consideration
- OVP, OCP, SCP, OTP, brown-in and brown out protections
- LPS compliant

Applications

- CPAP & BIPAP machines
- Medical imaging
- Nebulizers
- Blood pressure monitor

Safety Approvals and Certifications

- AANSI/AAMI ES60601-1
- CAN/CSA-C22.2 No. 60601-1
- IEC60601-1: 2005 + A1:2012 (Edition 3.1)
- IEC60601-1-2:2014 (4th Edition)
- IEC60601-1-6:2010 + A1:2013
- IEC60601-1-11:2015
- IEC 62366: 2007 (First Edition) + A1: 2014

Mechanical Characteristics

- Length: 82mm (3.23in)
- Width: 43.2mm (1.7in)
- Height: 30mm (1.18in)

Output Specifications

Model	DC Output Voltage	Load		Ripple ¹ P-P (max.)	Regulation Line & Load	Prong Style
		Min.	Max.			
PMA18A-120PHW-R	12V	0A	1.5A	150mV	±5%	US
PMA18E-120PHW-R ²	12V	0A	1.5A	150mV	±5%	EU
PMA18K-120PHW-R ²	12V	0A	1.5A	150mV	±5%	UK
PMA18S-120PHW-R ²	12V	0A	1.5A	150mV	±5%	AU
PMA18A-240-R ²	24V	0A	0.75A	240mV	±5%	US
PMA18E-240-R ²	24V	0A	0.75A	240mV	±5%	EU
PMA18K-240-R ²	24V	0A	0.75A	240mV	±5%	UK

Notes:

1. Performed by applying a 0.1µF ceramic capacitor and a 10µF low-ESR Electrolytic capacitor across the test point and oscilloscope setting at 20MHz.
2. Special order MOQ

Input:

AC Input Voltage Rating
100 - 240VAC

AC Input Voltage Range
85 ~ 264VAC

AC Input Frequency
12V models: 50Hz - 60Hz
24V models: 47Hz ~ 63Hz

Input Current (Typical)
0.6A at 100VAC
0.25A at 240VAC

Leakage Current
<100uA at 264VAC/50Hz

Inrush Current
80A max at 240VAC
(cold start @ambient 25°C)

No Load Input Power
≤100mW max 115VAC/230VAC

Output:
Efficiency²
DOE Level VI

Environmental:
Temperature
Operation 10°C to +40°C
Non-operation -20°C to +80°C
Relative Humidity 95% RH Max

Emissions

Complies with FCC Class B
Complies with CISPR 11 Class B

Immunity

ESD: EN 61000-4-2
RS : EN61000-4-3
EFT/Burst : EN61000-4-4
Surge: EN 61000-4-5
CS : EN61000-4-6
Power Frequency Magnetic Field : EN61000-4-8
Voltage Dips : EN61000-4-11

Over-Voltage Protection

12V models: 16V max
24V models: 34V max

Short-Circuit Protection

The output can be shorted without damage.
Auto recovery mode.

Over-Current Protection

12V models: 2.2A(min)
24V models: 0.9A~1.2A max

Over-Temperature Protection

Auto recovery

Dielectric Withstand (Hi-pot) Test

12V models: Pri. to Sec.>4000VAC, 10mA,
1min
24V models: Pri. to Sec. 4400VAC, 10mA,
1min

DC Output Connector

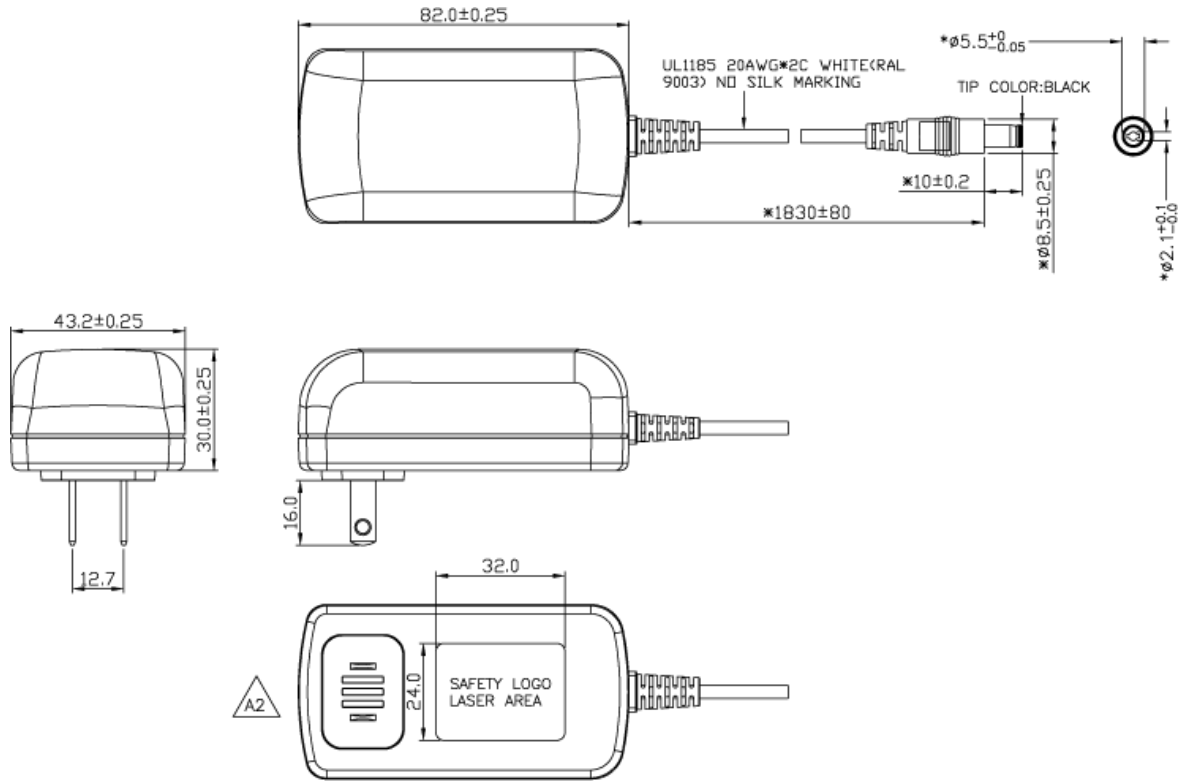
DC plug type 5.5 x 2.1 x 10mm (fork & groove); DC plug pin assignment: Inner (+V), Outer GND(-)

Notes:

1. The characteristics defined are at ambient temperature of 25°C unless otherwise specified
2. Efficiency is measured after 30 minutes burn-in

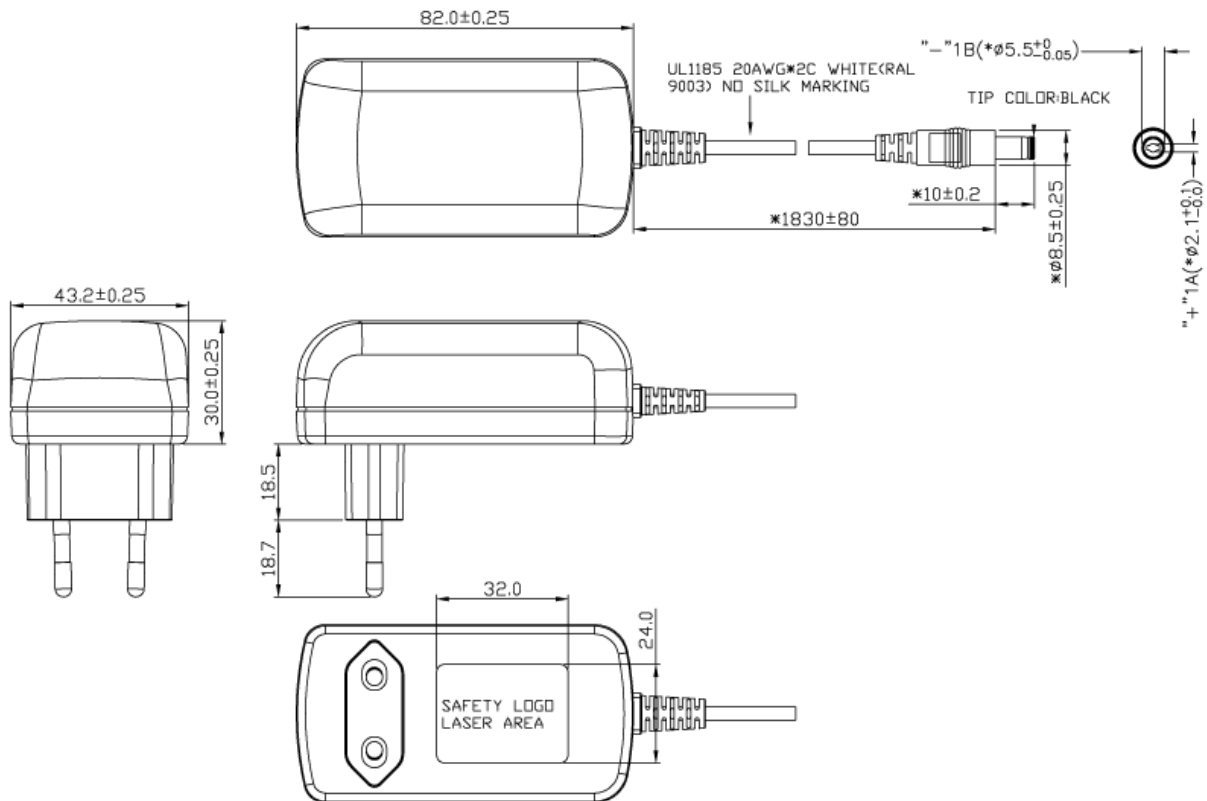
Dimension Diagram Unit: mm

US Models



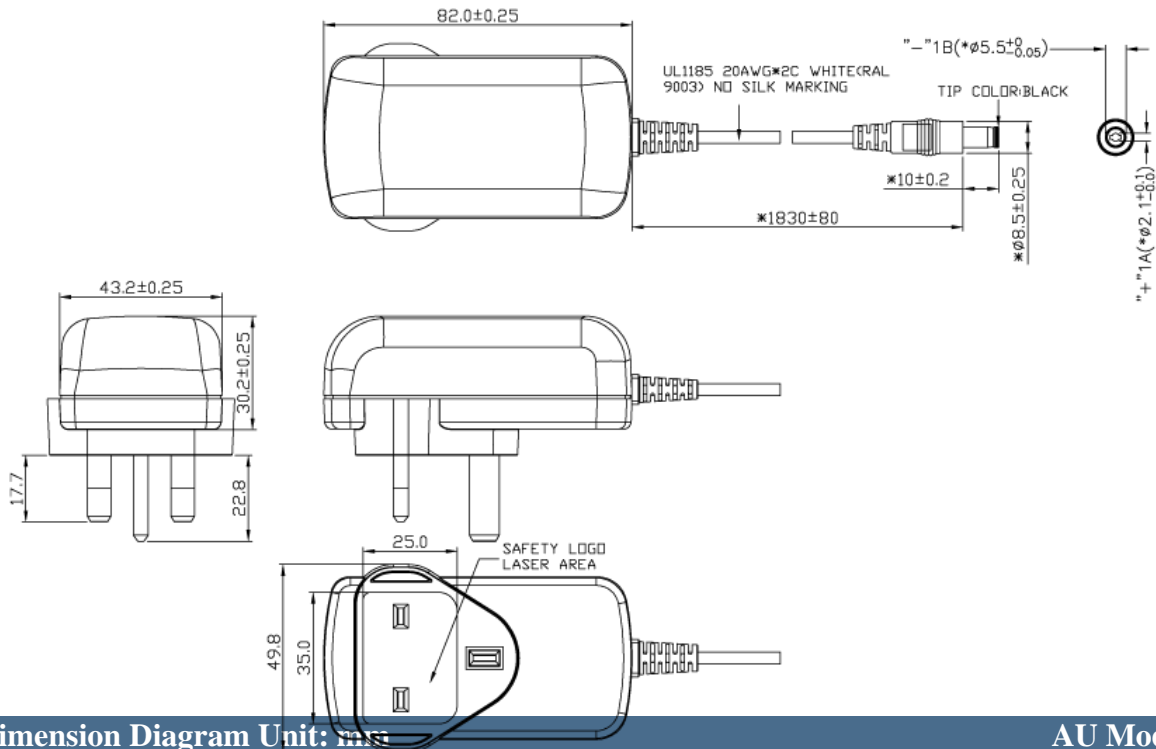
Dimension Diagram Unit: mm

EU Models



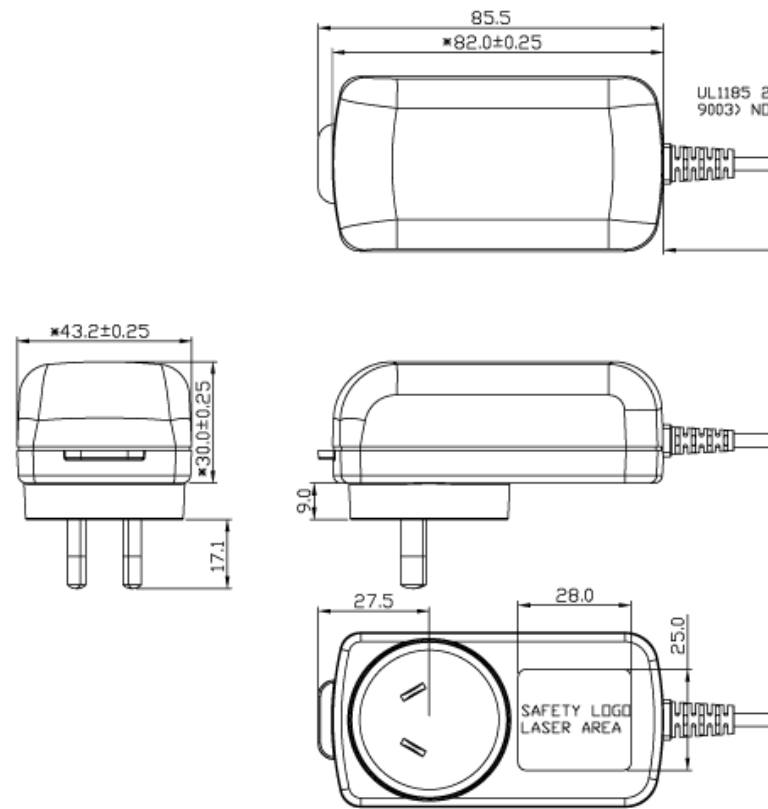
Dimension Diagram Unit: mm

UK Models



Dimension Diagram Unit: mm

AU Model





Supplier's Declaration of Conformity
47 CFR § 2.1077 Compliance Information

Phihong USA Corporation
47800 Fremont Boulevard
Fremont, CA 94538
Telephone: (510) 445-0100
www.phihong.com

This device complies with/The devices in this product series comply with part 15 of the FCC Rules. Operation is subject to the following two conditions: (1) This device may not cause harmful interference, and (2) this device must accept any interference received, including interference that may cause undesired operation.