




Single Port 15.4W Power over Ethernet Interchangeable* Wall Plug Adapter



*Plugs sold separately

Features

- DOE Level VI Compliant
- Fully Compliant with IEEE802.3af
- Non-Vented Case
- Field Interchangeable AC Clips*
- Limited Power Source (LPS)
- 1G and 2.5G Data Speed Options
- Low Cost
- Full Protection OCP, OVP
- Diagnostic LEDs
- 1 Year Warranty
- Australian GEMS Registered

Applications

- IP Telephones
- Wireless Network Access Points
- Blue Tooth Access Points
- Security Cameras
- IP Print Servers

Safety Approvals – varies per model

- cUL/UL 62368-1
- AS/NZS 62368.1
- IEC 62368-1

Mechanical Characteristics

- Length: 80mm (3.15in)
- Width: 45mm (1.77in)
- Height: 33mm (1.30in)
- Weight: 114g (4.0oz.)

Output Specifications

Model	DC Output Voltage	Load		Output Power	Data Speed	Regulation	
		Min.	Max.			Line	Load
POE16R-1AFG6-R ¹	56V	10mA	0.275A	15.4W	1G	+1V/-2V	
POE16R-1AFG6-2-R	56V	10mA	0.275A	15.4W	2.5G	+1V/-2V	

Notes:

1. Special order item. Minimum order quantity applies.

INPUT:

AC Input Voltage Range
90 to 264VAC

AC Input Voltage Rating
100 to 240VAC

AC Input Current
0.55A (RMS) max for 90VAC
0.35A (RMS) max for 240VAC

Leakage Current
0.5mA max @ 254VAC/50Hz

AC Input Frequency
47-63Hz

AC Inrush Current
30A (RMS) max for 115VAC
60A (RMS) max for 230VAC

OUTPUT:
Total Output Power
15.4W

Ripple and Regulation²
200mV max, 115VAC/60Hz and
230VAC/50Hz

Efficiency³
DOE Level VI
Australian GEMS

Transient O/P Voltage Protection
60V max at switch on/off, any AC line
phase

ENVIRONMENTAL:

Temperature

Operation -20 to +45°C
Non-operation -20 to +75°C
Humidity 5 to 90%

EMC

Complies with FCC Part 15 Class B
Complies with EN55032 Class B
Complies with AS/NZS CISPR 32 Class B

Immunity

Harmonic: EN61000-3-2 Class A
ESD: EN61000-4-2. Contact 6KV
Air 8KV. Criteria B
RS: EN61000-4-3. 3V/M
EFT: EN61000-4-4. 1KV input
0.5KV output
Surge: EN61000-4-5. L-N 1KV
L-G 2KV
CS: EN61000-4-6. 3V
Voltage Dips EN61000-4-11 Class 3

Dielectric withstand (HI-POT)
4242VDC for 1 sec, 10mA, 4 sec ramp time

Insulation Resistance
Primary to Secondary: >10M OHM 500VDC

FEATURES:

Over Current Protection
≤450mA

Over Voltage Protection
< 120VDC – Latching.

Short Circuit Protection
300-450mA for 50-75ms

Hold-up Time
16mS min. 120VAC/60Hz and max load

Data in/Output Connector
RJ45

Output Connection
+pin 3,6 / -pins 1,2

Warranty
1 Year

Notes:

1. The characteristics defined are at ambient temperature of 25°C unless otherwise specified
2. Measured with by-pass capacitors 0.1uf/10uf at output connector terminal and oscilloscope set at 20Mhz (tested by oscilloscope). 20 minutes warm-up required when operating at negative temperature.
3. Efficiency is measured after 30 minutes burn-in

LED Indicators

Bicolor LED GREEN/YELLOW

Blinking GREEN – Unit is “ON” Active with No Load

Solid GREEN – Unit has detected a Valid IEEE802.3af Load

Blinking YELLOW/GREEN – Unit has detected an Invalid Load

Blinking YELLOW – Unit is in Over Load/Short Condition

AC Input Clips (sold separately)

RPA– AB01B-H: US

RPB–AB01B-H: Brazil

RPC– AB01B-H: China

RPE– AB01B-H: Europe

RPH – AB01B-H: Korea

RPI– AB01B-H: India

RPK– AB01B-H: UK

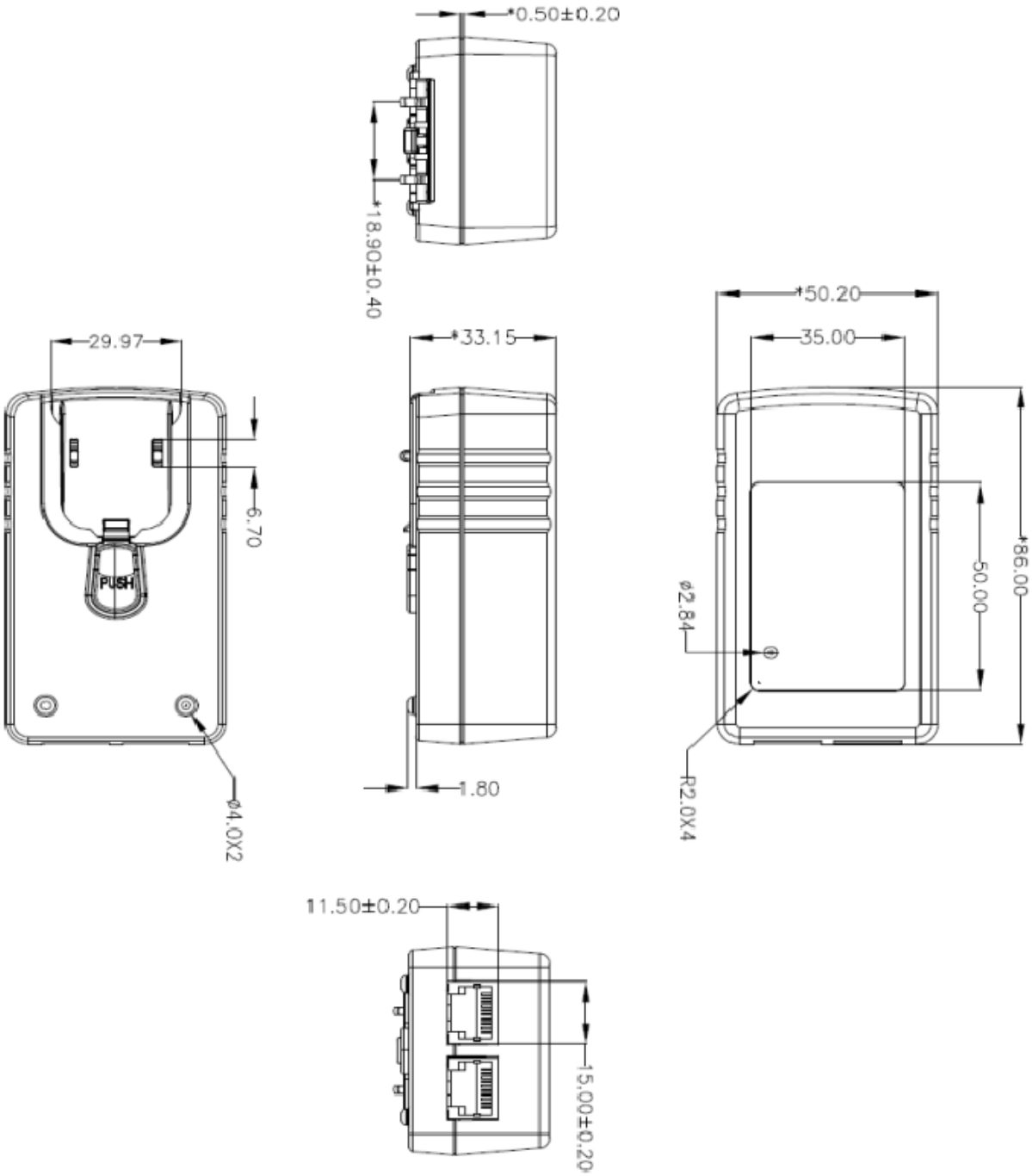
RPN – AB01B-H: Argentina

RPS – AB01B-H: Australia

RPBAG – AB01B-H: RPA-AB01B-H, RPE-AB01B-H, RPK-AB01B-H and RPS-AB01B-H

RPX-03-R: C8 Clip

Dimensional Diagram Unit: mm



Supplier's Declaration of Conformity
47 CFR § 2.1077 Compliance Information

Phihong USA Corporation
47800 Fremont Boulevard
Fremont, CA 94538
Telephone: (510) 445-0100
www.phihong.com


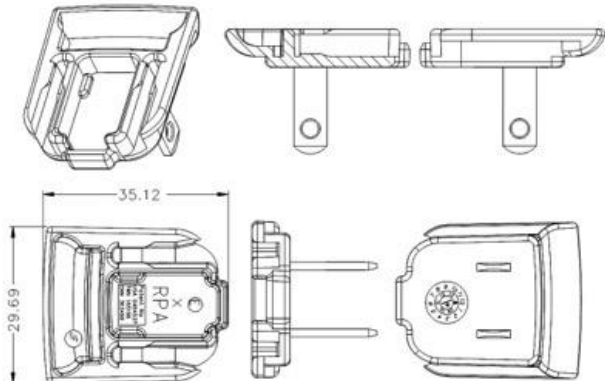

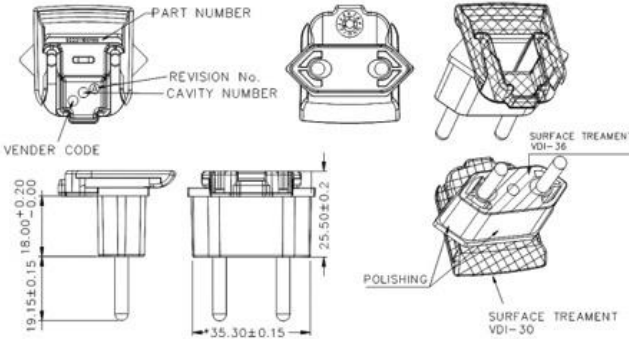

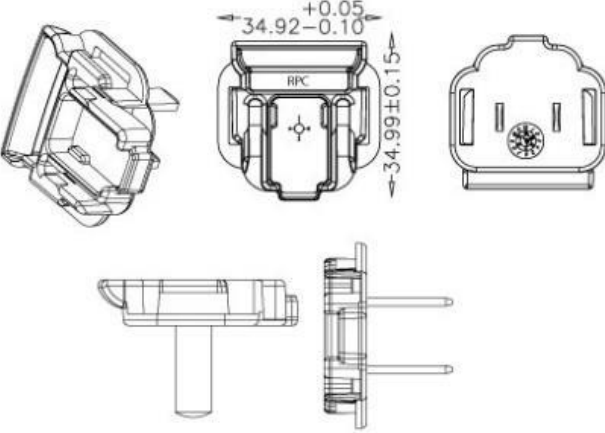
NOTE: This model has/The models in this product series have been tested and found to comply with the limits for a Class B digital device, pursuant to part 15 of the FCC Rules. These limits are designed to provide reasonable protection against harmful interference in a residential installation. This equipment generates, uses and can radiate radio frequency energy and, if not installed and used in accordance with the instructions, may cause harmful interference to radio communications. However, there is no guarantee that interference will not occur in a particular installation. If this equipment does cause harmful interference to radio or television reception, which can be determined by turning the equipment off and on, the user is encouraged to try to correct the interference by one or more of the following measures:


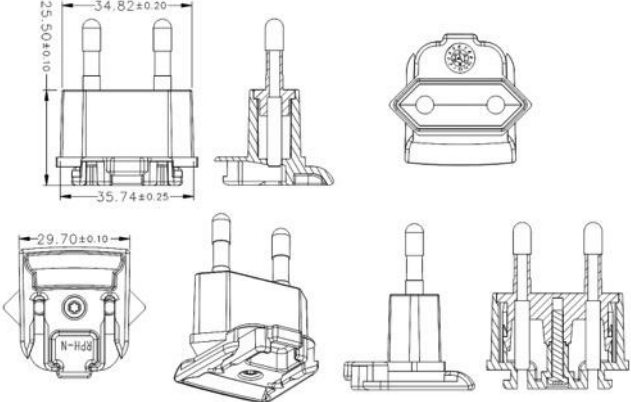

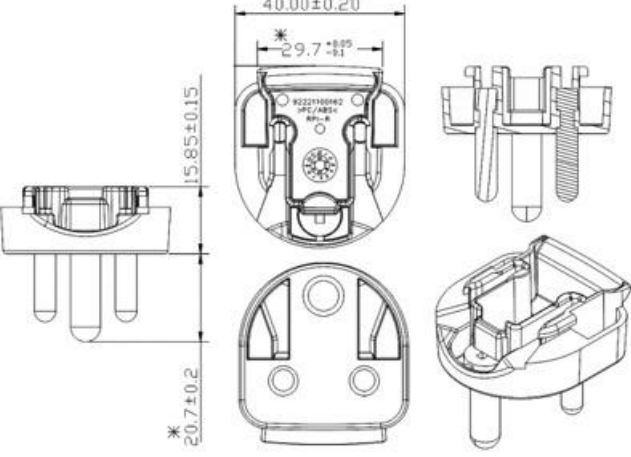

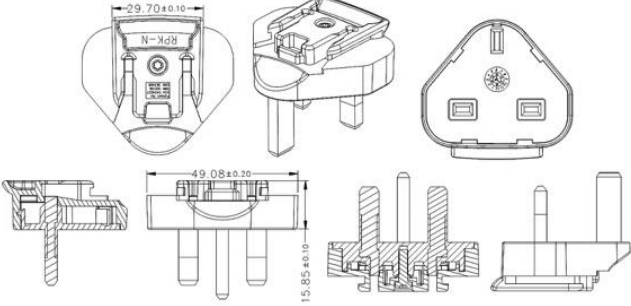
- Reorient or relocate the receiving antenna.
- Increase the separation between the equipment and receiver.
- Connect the equipment into an outlet on a circuit different from that to which the receiver is connected.
- Consult the dealer or an experienced radio/TV technician for help.


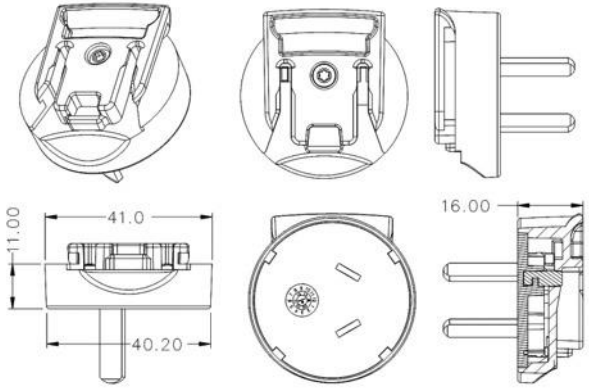

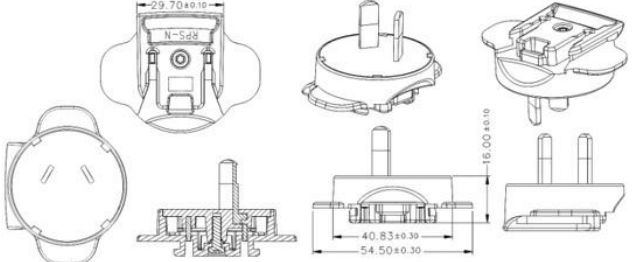

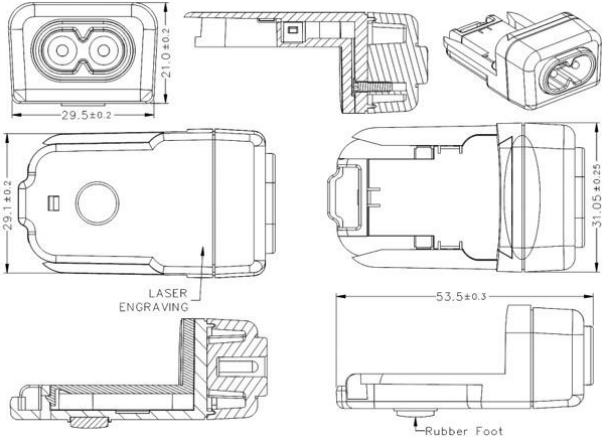
Changes or modifications to equipment not expressly approved by PHIHONG could void the user's authority to operate the equipment.



AC Input Clips – Sold Separately

Model	Photo	Description	Outline Drawing - mm
RPA-AB01B-H		US Clip	
RPB-AB01B-H		Brazil Clip	
RPC-AB01B-H		China Clip	

Model	Photo	Description	Outline Drawing - mm
RPH-AB01B-H		Korea Clip	
RPI-AB01B-H		India Clip	
RPK-AB01B-H		UK Clip	

Model	Photo	Description	Outline Drawing – mm
RPN-AB01B-H		Argentina Clip	
RPS-AB01B-H		Australia Clip	
RPX-03-R		C8 Clip	
RPBAG-AB01B-H	<p>RPA-AB01B-H, RPE-AB01B-H, RPK-AB01B-H and RPS-AB01B-H interchangeable clips in a plastic bag.</p> 