



# Single Port 15.4W Interchangeable Wall Plug Passive Power Injector



## Features

- No Detection – passive injector
- Non-Vented Case
- Gigabit Data Rates
- DoE Level VI Compliant
- ErP/Ecodesign Directive 2009/125/EC – Regulation EU 2019/1782 Compliant
- Field Interchangeable AC Clips – sold separately
- Full Protection OCP, OVP
- Fully Compliant to Isolation Requirements IEEE802.3
- 1-year Warranty

## Applications

- IP telephones
- Wireless Network Access Points
- Security Cameras
- IP Print Servers

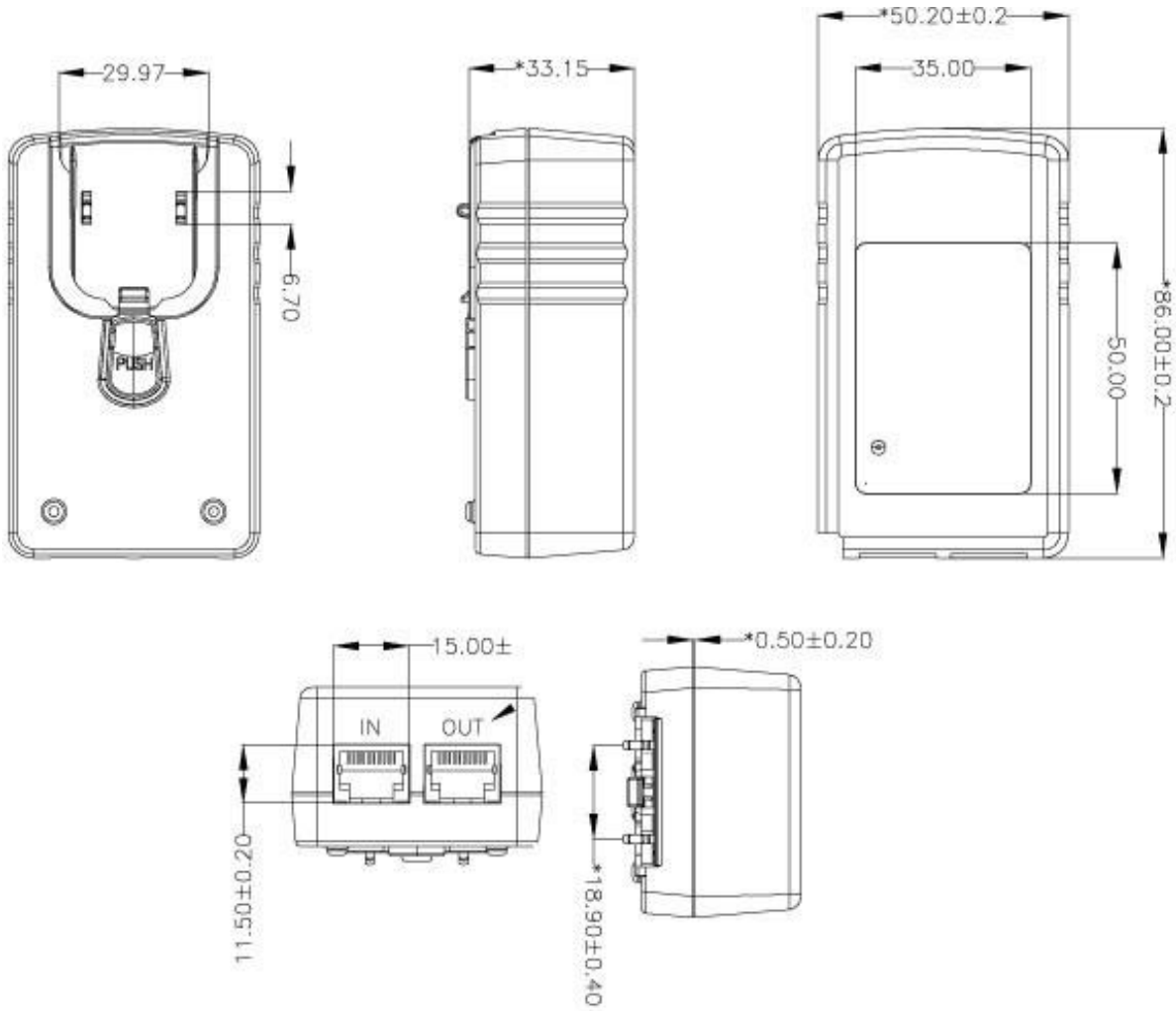


# POE16R-560L6-R Specifications<sup>1</sup>

Model		POE16R-560L6-R
Output	DC Output Voltage	56.0V
	Max Current	0.275A
	Output Power	15.4W
	Data Speed	1G
	Regulation <sup>2</sup>	+1V, -2V
	Ripple & Noise P-P(max) <sup>3</sup>	600mV
Input	AC Input Voltage Range	90 to 264VAC
	AC Input Frequency	47 to 63Hz
	Input Current	0.5A (RMS) max for 90VAC, 0.35A (RMS) max for 240VAC
	No Load Power Consumption at 115VAC Input	≤ 0.1W
	No Load Power Consumption at 230VAC Input	≤ 0.075W
	115VAC Average Efficiency <sup>4</sup>	≥ 84.45%
	230VAC Average Efficiency <sup>4</sup>	≥ 81.95%
	230VAC 10% Load Efficiency <sup>4</sup>	≥ 71.95%
	Leakage Current	0.25mA max for 254VAC/50Hz
Protections	Over-Voltage	≤120V, Latching
	Over-Current	<600mA, Auto restart
	Short Circuit	The output can be shorted permanently without damage
Environmental	Operating Temperature	-20°C to +50°C
	Non-Operating Temperature	-20° to +70°C
	Operating Humidity	5 to 90% RH max
Safety Approvals and EMC	Dielectric Withstand (HI-POT)	Primary to Secondary: 4242VDC for 1 sec, 10mA
	Insulation Resistance	Primary to Secondary: >10M ohm for 500VDC
	Standards	cULus 60950-1, cULus 62368-1, IEC 60950-1, IEC 62368-1
	EMI Emissions	FCC Part 15 Class B, CAN ICES-003(B)/NMB-003(B), EN 55032/CISPR 32 Class B Conducted and Radiated
	Harmonic Current Emissions	IEC 61000-3-2
	Voltage Fluctuations & Flicker	IEC 61000-3-3
	Immunity	EN 55035/CISPR 35: IEC 61000-4-2 (Contact: ±4KV, Air: ±8KV), IEC 61000-4-3, IEC 61000-4-4, IEC 61000-4-5 (± 1kV), IEC 61000-4-6, IEC 61000-4-8, IEC 61000-4-11
Mechanical	Dimensions (L x W x H)	86.0mm (3.39in) x 50.2mm (1.98in) x 33.2mm (1.31in)
	Weight	114g
	Output Connection	+pins 3,6/ -pins 1,2
	Data In/Output Connector	Unshielded RJ45
	LED Indicators	Solid Blue: Power "ON"
Notes	<ol style="list-style-type: none"> <li>The specifications defined are at ambient temperature of 25°C, unless otherwise specified.</li> <li>Measured within 2" of the output RJ45 connector.</li> <li>20MHz bandwidth frequency oscilloscope, add a 0.1µF multilayer Cap. and Low ESR Electrolytic Cap. (10µF) at output connector terminals (nominal line voltage, full load).</li> <li>Efficiency is measured after 30 minutes burn-in.</li> </ol>	



# POE16R-560L6 Outline Drawing





**Supplier's Declaration of Conformity**  
**47 CFR § 2.1077 Compliance Information**


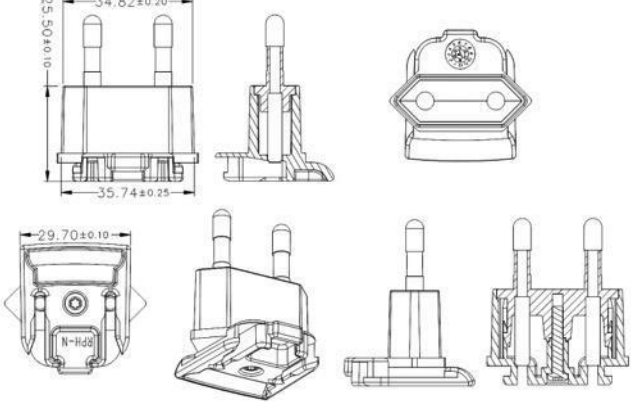

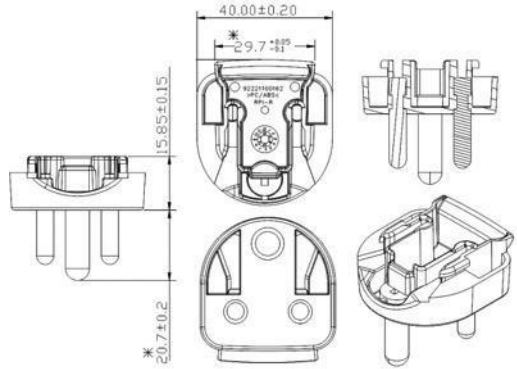

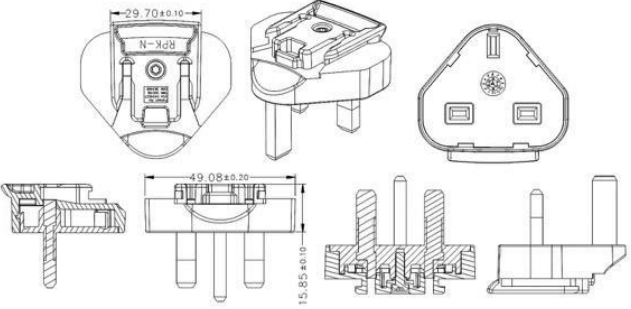

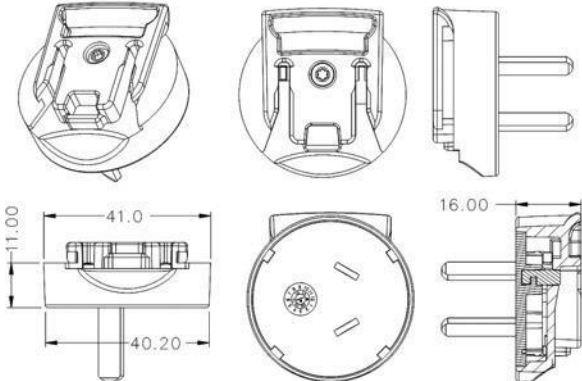
Phihong USA Corporation  
47800 Fremont Boulevard  
Fremont, CA 94538  
Telephone: (510) 445-0100  
[www.phihong.com](http://www.phihong.com)


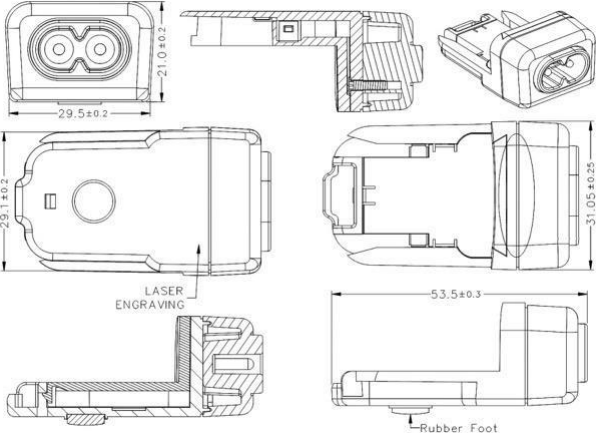
*This device complies with/The devices in this product series comply with part 15 of the FCC Rules. Operation is subject to the following two conditions: (1) This device may not cause harmful interference, and (2) this device must accept any interference received, including interference that may cause undesired operation.*



# AC Input Clips – Sold Separately

Model	Photo	Description	Outline Drawing - mm
RPA-AB01B-H		US Clip	
RPB-AB01B-H		Brazil Clip	
RPC-AB01B-H		China Clip	
RPE-AB01B-H		Europe Clip	

Model	Photo	Description	Outline Drawing - mm
RPH-AB01B-H		Korea Clip	
RPI-AB01B-H		India Clip	
RPK-AB01B-H		UK Clip	
RPN-AB01B-H		Argentina Clip	

Model	Photo	Description	Outline Drawing - mm
RPX-03-R		C8 Clip	
RPBAG-AB01B-H	<p>RPA-AB01B-H, RPE-AB01B-H, RPK-AB01B-H and RPS-AB01B-H interchangeable clips in a plastic bag.</p> 