



10 Watt Fixed Wall Plug Series



Features

- Limited Power Source (LPS)
- Class B EMI
- Level VI Compliant
- Class II Double Insulated
- High Efficiency
- Low Cost

Applications

- Wireless Communications
- Peripherals
- Portable Equipment
- PDA

Safety Approvals

- UL/cUL 60950-1
- UL/cUL 62368-1

Mechanical Characteristics

- Length: 71.7mm (2.82in)
- Width: 45mm (1.77in)
- Height: 31.5mm (1.24in)
- Weight: 68g (2.4oz)

Output Specifications

Model	DC Output Voltage	Load		Ripple ¹ P-P (max.)	Regulation Line & Load
		Min.	Max.		
PSM10A-050A-R	5V	0A	2A	200mV	±5%

Notes:

1. Measured after 30 minutes with by-pass capacitors 0.1uF/10uF at output connector terminal and oscilloscope set at 20Mhz

Input:

AC Input Voltage Rating
100 to 240V AC

AC Input Voltage Range
90 to 264V AC

AC Input Frequency
47 to 63Hz

Input Current
0.5A (RMS) maximum at 115VAC/60Hz
0.25A (RMS) maximum at 230VAC/50Hz

Leakage Current
0.25mA @264VAC/50Hz

Inrush Current
30A for 120V AC at maximum load
60A for 230V AC at maximum load
(Cold start at ambient 25°C)

Output:
Efficiency²
CoC V5 Tier 2
US DOE Level VI

Environmental:
Temperature
Operation 0 to +40°C
Non-operation -40 to +85°C
Humidity 10 to 90%

Emissions
Complies with FCC Class B
Complies with EN55032 Class B

Immunity

EN 61000-4-2 Level 3
EN 61000-4-3 Level 2
EN 61000-4-4 Level 2
EN 61000-4-5 Level 2
EN 61000-4-6 Level 3
EN 61000-4-11
EN 61000-4-12
EN61000-3-2 Class A
EN61000-3-3

Hold-up Time
10mS minimum at 115VAC/60Hz and
maximum load

Over-Voltage Protection
10VDC Max at Max load

Over-Current Protection
Output equipped with short circuit protection –
auto-restart

Short-Circuit Protection
Output can be shorted without damage

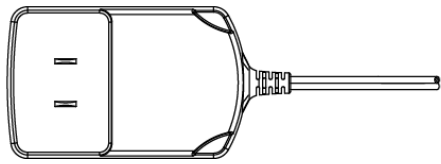
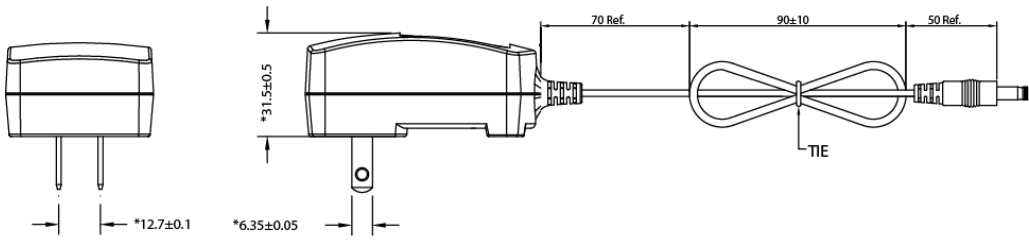
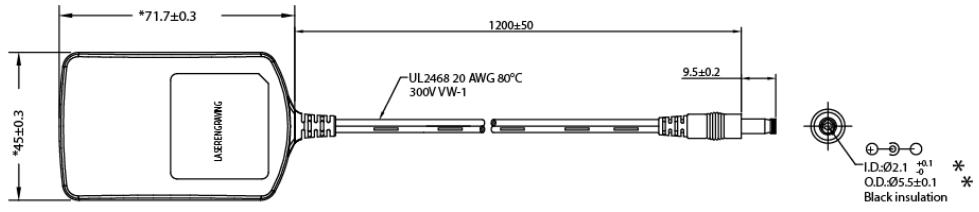
Dielectric Withstand (Hi-pot) Test
Primary to Secondary: 3000V AC for 1 min.,
10mA

DC Output Connector
2.1 x 5.5mm Center Positive Barrel

Notes:

1. The characteristics defined are at ambient temperature of 25°C unless otherwise specified
2. Efficiency is measured after 30 minutes burn-in

Dimension Diagram Unit: mm



Supplier's Declaration of Conformity
47 CFR § 2.1077 Compliance Information

Phihong USA Corporation
47800 Fremont Boulevard
Fremont, CA 94538
Telephone: (510) 445-0100
www.phihong.com

NOTE: This model has/The models in this product series have been tested and found to comply with the limits for a Class B digital device, pursuant to part 15 of the FCC Rules. These limits are designed to provide reasonable protection against harmful interference in a residential installation. This equipment generates, uses and can radiate radio frequency energy and, if not installed and used in accordance with the instructions, may cause harmful interference to radio communications. However, there is no guarantee that interference will not occur in a particular installation. If this equipment does cause harmful interference to radio or television reception, which can be determined by turning the equipment off and on, the user is encouraged to try to correct the interference by one or more of the following measures:

- Reorient or relocate the receiving antenna.
- Increase the separation between the equipment and receiver.
- Connect the equipment into an outlet on a circuit different from that to which the receiver is connected.
- Consult the dealer or an experienced radio/TV technician for help.

Changes or modifications to equipment not expressly approved by PHIHONG could void the user's authority to operate the equipment.