

# PYA15T Series



## 15W Interchangeable Plug Wall Mount Adapters



### Features

- Interchangeable US/EU/UK/AU Plugs (sold separately)
- US DoE Level VI Efficiency Compliance
- EU Ecodesign 2019/1782 Compliance
- EU CoC Tier 2 Compliance
- Load Regulation: +/-5%
- Over-Voltage, Over-Current and Short Circuit Protection

### Applications

- Smart Home Devices
- Telecommunication Electronic Devices
- Office Equipment
- Peripherals

### Description

Phihong PYA15T Series 15-watt wall adapters utilizing interchangeable plugs are versatile and efficient power solutions designed to meet the needs of a wide range of electronic devices. One of the key features of these adapters is their ability to accommodate various field changeable plug types, including US, EU, UK, and AU plugs. This versatility allows users to easily adapt the adapters to different electrical systems and socket configurations, eliminating the need for multiple adapters or converters when traveling to different countries.

The adapters meet Level VI and EU Eco-design 2019/1782 efficiency limits as well as those of Level VII limits proposed by the US Department of Energy in 2023 and voluntary Code of Conduct Version 5 Tier 2 limits.

Phihong, a reputable manufacturer known for its high-quality power solutions, ensures that these adapters meet stringent safety standards. Built-in protection mechanisms such as over-voltage protection, over-current protection, and short-circuit protection safeguard your device against potential damage, providing peace of mind to users.

# PYA15T Series



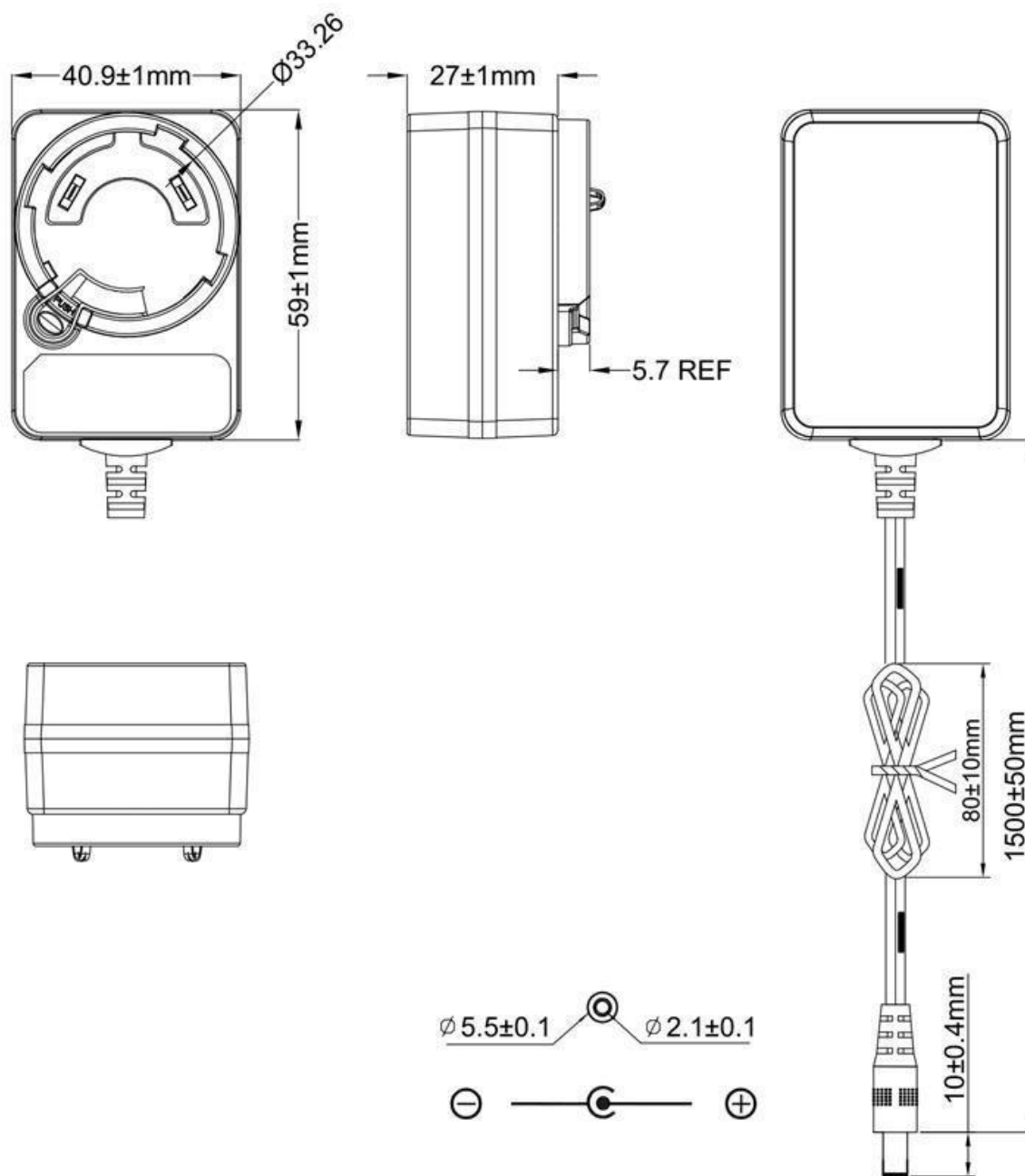
## Specifications<sup>1</sup>

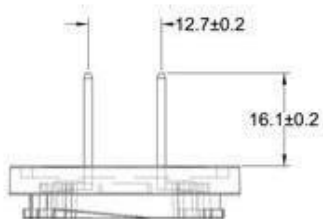
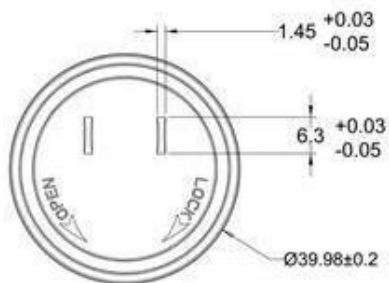
Model		PYA15T050300	PYA15T120125
Output	DC Output Voltage	5V	12V
	Max Current	3.0A	1.25A
	Output Power	15.0W	
	Regulation	± 1% Line / ± 5% Load	
	Ripple & Noise P-P(max) <sup>2</sup>	120mV	
Input	AC Input Voltage Range	90 to 264VAC	
	AC Input Frequency	47 to 63Hz	
	AC Input Current	0.4A max. @ input 100-240VAC, full load	
	AC Inrush Current	40A max. @ input 240VAC	
	No Load Power Consumption at 115VAC Input	≤ 0.075W	≤ 0.075W
	No Load Power Consumption at 230VAC Input	≤ 0.075W	≤ 0.075W
	115VAC Average Efficiency <sup>3</sup>	≥ 81.8%	≥ 84.5%
	230VAC Average Efficiency <sup>3</sup>	≥ 81.8%	≥ 84.5%
	230VAC 10% Load Efficiency <sup>3</sup>	≥ 72.5%	≥ 74.5%
	Leakage Current	0.25mA max. at 264VAC/50Hz max., no load	
Protection	Over-Voltage	15V max	27V max
	Short Circuit	Auto-recovery and no damage.	
	Over-Current	6.0A max, auto-recovery	2.5A max, auto-recovery
Environmental	Operating Temperature	0°C to +40°C	
	Non-Operating Temperature	-20°C to +70°C	
	Operating Humidity	10% to 95% RH max	
Safety Approvals and EMC	Dielectric Withstand (HI-POT)	Primary to Secondary: 3000VAC, 10mA max. 1 min.	
	Insulation Resistance	Primary to Secondary: Min. 50M OHM at 500 VDC	
	Standards	cULus 62368-1, IEC 62368-1, AS/NZS 62368.1	
	EMI Emissions	FCC Part 15 Class B, CAN ICES-003(B)/NMB-003(B), CISPR 32 Class B Conducted & Radiated	
	Harmonic Current Emissions	IEC 61000-3-2	
	Voltage Fluctuations & Flicker	IEC 61000-3-3	
	Immunity	EN 55035/CISPR 35: IEC 61000-4-2 (+/-8kV air, +/- 4kV contact), IEC 61000-4-3, IEC 61000-4-4, IEC 61000-4-5 (2KV L-L, 1KV L-FG), IEC 61000-4-6, IEC 61000-4-8, IEC 61000-4-11	
Mechanical	Dimensions (L x W x H)	59.0mm (2.32in) x 40.9mm (1.61in) x 32.7mm (1.29in)	
	Cable Length & Gauge	1500mm 18AWG	1500mm 20AWG
	DC Output Connector	2.1mm (+) x 5.5mm (-) x 10mm	
MTBF	Telcordia (SR-332 Issue 3)	>1,000,000 Hours min. at 264VAC/50Hz, max. load, 25°C	
Notes	1. The specifications defined are at ambient temperature of 25C, unless otherwise specified. 2. 20MHz bandwidth frequency oscilloscope, add a 0.1µF multilayer Cap. and Low ESR Electrolytic Cap. (10µF) at output connector terminals (nominal line voltage, full load). 3. Efficiency is measured after 30 minutes burn-in.		

# PYA15T Series

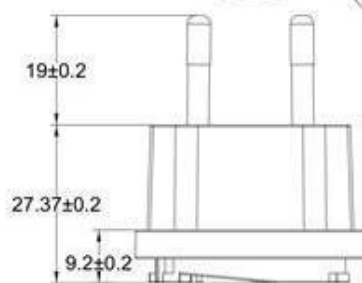
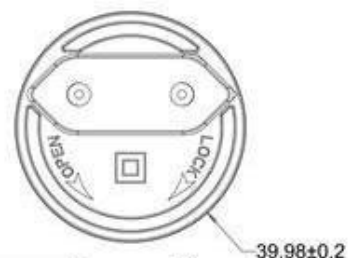


## Outline Drawing

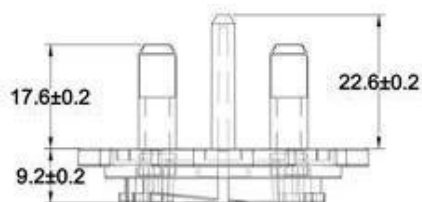
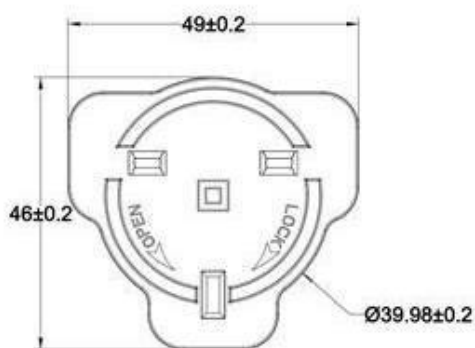




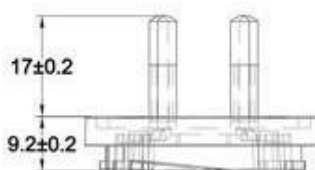
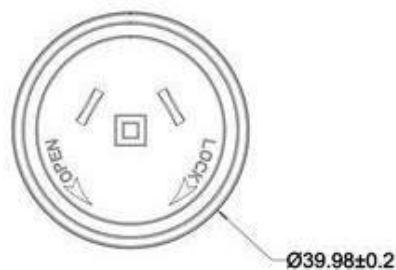
TPA



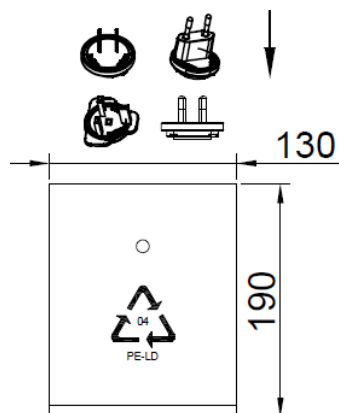
TPE



TPK



TPS



TPBAG

Contains a set of all four clips (TPA, TPE, TPK, and TPS)



Supplier's Declaration of Conformity  
47 CFR § 2.1077 Compliance Information

MODELS

PYA15T050300

PYA15T120125

Phihong USA Corporation

47800 Fremont Boulevard

Fremont, CA 94538

Telephone: (510) 445-0100

[www.phihong.com](http://www.phihong.com)

*This device complies with part 15 of the FCC Rules. Operation is subject to the following two conditions: (1) This device may not cause harmful interference, and (2) this device must accept any interference received, including interference that may cause undesired operation.*