




5W F-Series Interchangeable Plug Adapter



Features

- Folding Blades
- 15.45mm Thick with Blades Folded
- Constant Current for Battery Charging
- US DoE Level VI Efficiency Compliance
- Ecodesign/ErP Lot 7 (EU) 2019/1782 Compliance
- Halogen Free
- Interchangeable Clips (sold separately)
- The charging scheme: Data Lines (Pins 2 and 3) Shorted

Applications

- Tablets
- Networking Equipment
- Personal Electronics
- Peripherals

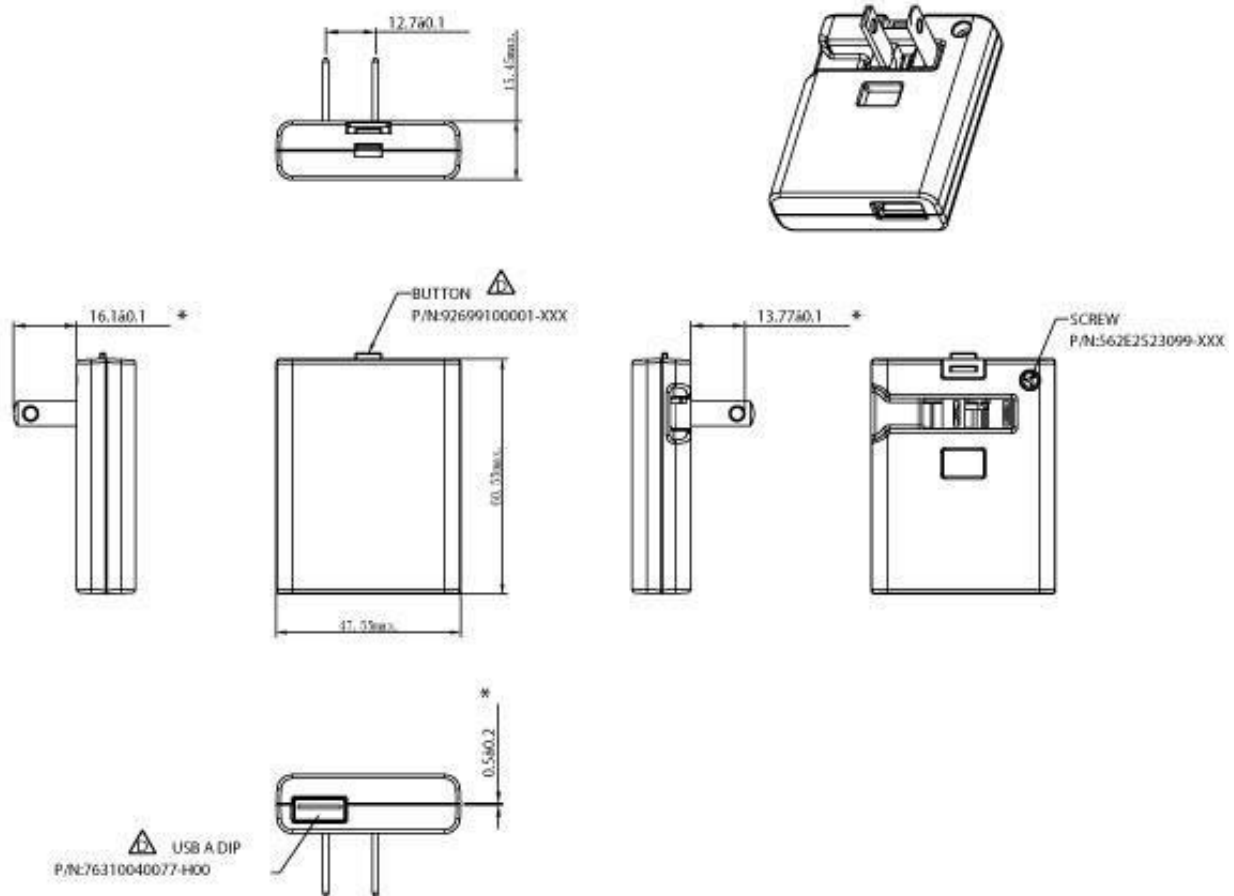


PSA05F Specifications¹

Model		PSA05F-050QAL6-H	PSA05F-050QAL6D-H ²
Output	DC Output Voltage	5.0V	
	Max Current	1.0A	
	Output Power	5.0W	
	Regulation	± 5%	
	Ripple & Noise P-P(max) ³	100mV	
Input	AC Input Voltage Range	90 to 264VAC	
	AC Input Frequency	47 to 63Hz	
	Input Current	150mA RMS max @120VAC; 80mA RMS max @230VAC	
	Inrush Current	25A at 230VAC, 15A at 115VAC 25°C at cold start condition	
	No Load Power Consumption at 115VAC Input	≤ 0.1W	
	No Load Power Consumption at 230VAC Input	≤ 0.075W	
	115VAC Average Efficiency ⁴	≥ 73.6%	
	230VAC Average Efficiency ⁴	≥ 75.0%	
	Leakage Current	80uA max at 240VAC	
Protection	Over-Voltage	6.5VDC max. Auto-restart	
	Short Circuit	Must withstand continuous short circuit	
	Over-Current	Auto restart, 2A max.	
Environmental	Operating Temperature	0°C to +45°C	
	Non-Operating Temperature	-40° to +70°C	
	Operating Humidity	5 to +90%	
Safety Approvals and EMC	Dielectric Withstand (HI-POT)	Primary to Secondary: 3000VAC for 1min, 10mA	
	Insulation Resistance	DC 500V, >7M ohm	
	Standards	cULus 62368-1, IEC 62368-1	
	EMI Emissions	FCC Part 15 Class B, CAN ICES-003(B)/NMB-003(B), EN 55032/CISPR 32 Class B Conducted and Radiated	
	Harmonic Current Emissions	IEC 61000-3-2	
	Voltage Fluctuations & Flicker	IEC 61000-3-3	
	Immunity	EN 55035/CISPR 35: IEC 61000-4-2 (+/- 8kV air, +/- 4kV contact), IEC 61000-4-3, IEC 61000-4-4, IEC 61000-4-5 (+/- 1kV), IEC 61000-4-6, IEC 61000-4-8, IEC 61000-4-11	
Mechanical	Dimensions (L x W x H)	60.6mm (2.38in) x 47.6mm (1.87in) x 15.5mm (0.61in)	
	Weight	38.5g	
	AC Input	US fixed blade folding prong	
	DC Output Connector	USB A	
Notes	1. The specifications defined are at ambient temperature of 25°C, unless otherwise specified. 2. D model output to compensate for voltage drop in the USB cable by 180mV at full load 3. 20MHz bandwidth frequency oscilloscope, add a 0.1µF multilayer Cap. and Low ESR Electrolytic Cap. (10µF) at output connector terminals (nominal line voltage, full load). 4. Efficiency is measured after 30 minutes burn-in.		



PSA05F Outline Drawing






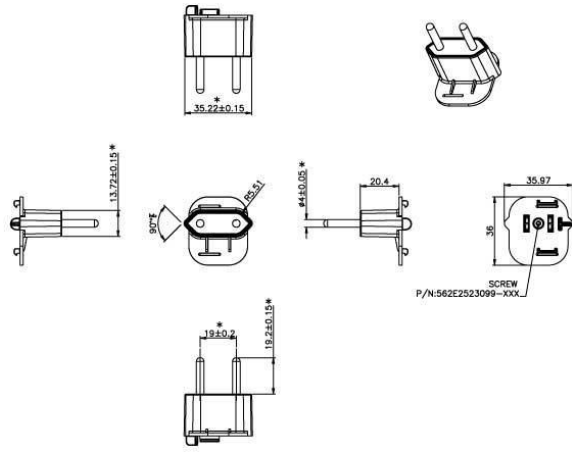

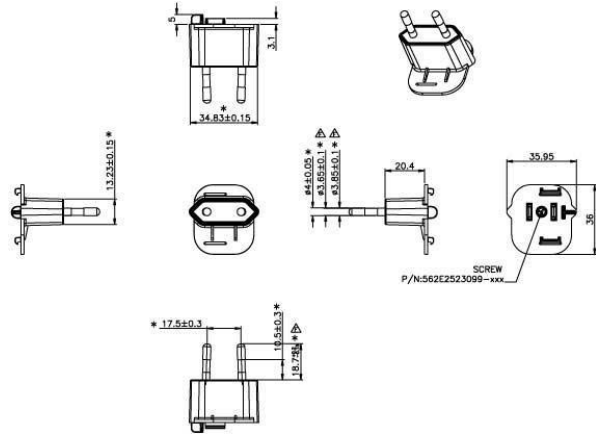

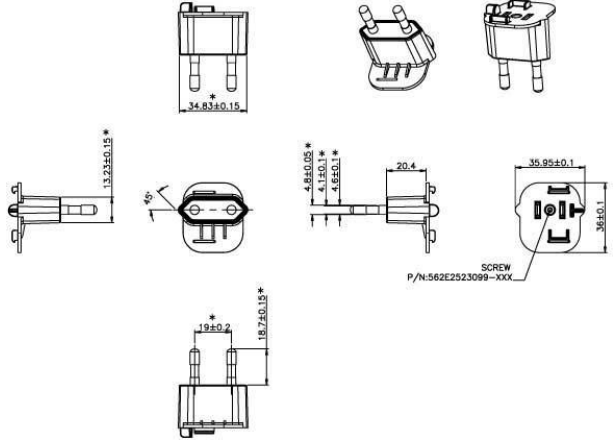
Supplier's Declaration of Conformity
47 CFR § 2.1077 Compliance Information


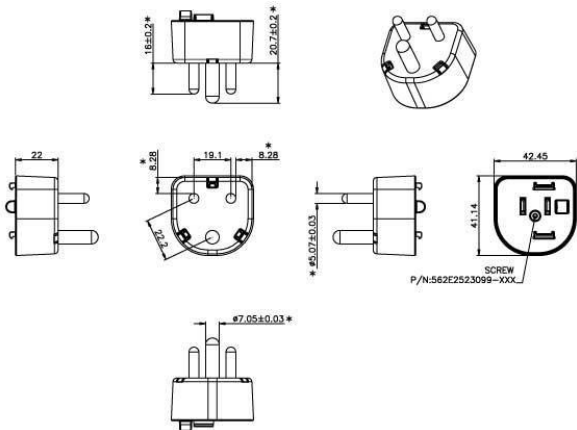

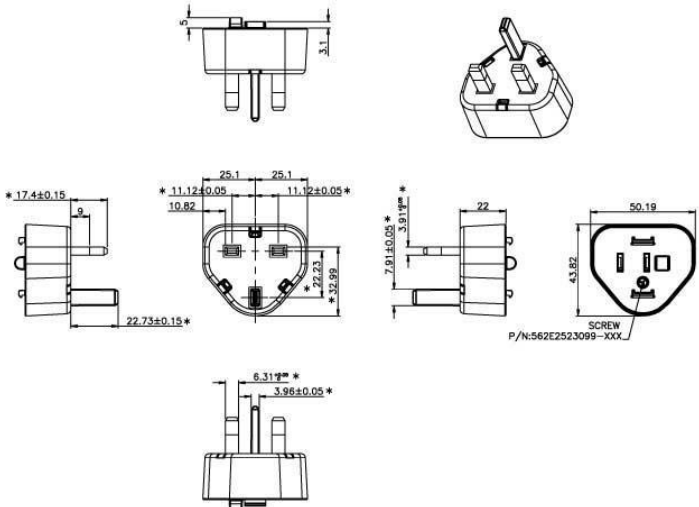

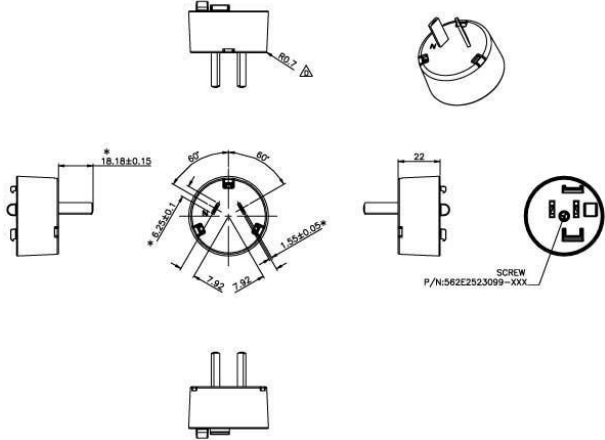
Phihong USA Corporation
47800 Fremont Boulevard
Fremont, CA 94538
Telephone: (510) 445-0100
www.phihong.com

This device complies with/The devices in this product series comply with part 15 of the FCC Rules. Operation is subject to the following two conditions: (1) This device may not cause harmful interference, and (2) this device must accept any interference received, including interference that may cause undesired operation.



AC Input Clips - Sold Separately

FPB-H – BRAZIL CLIP	Dimension Drawing Unit: mm
	
FPE-H – EUROPE CLIP	Dimension Drawing Unit: mm
	
FPH-H – KOREA CLIP	Dimension Drawing Unit: mm
	

<p>FPI-H – INDIA CLIP</p> 	<p>Dimension Drawing Unit: mm</p> 
<p>FPK-H – UK CLIP</p> 	<p>Dimension Drawing Unit: mm</p> 
<p>FPN-H – ARGENTINA CLIP</p> 	<p>Dimension Drawing Unit: mm</p> 

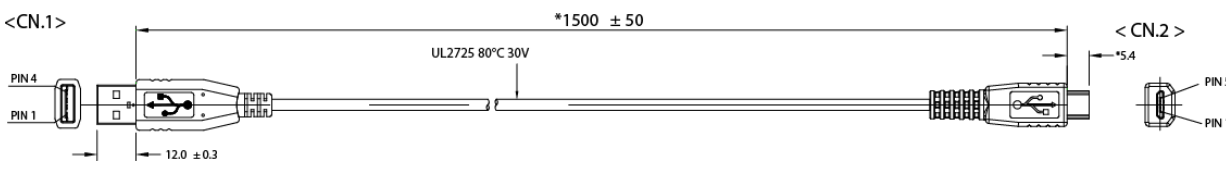
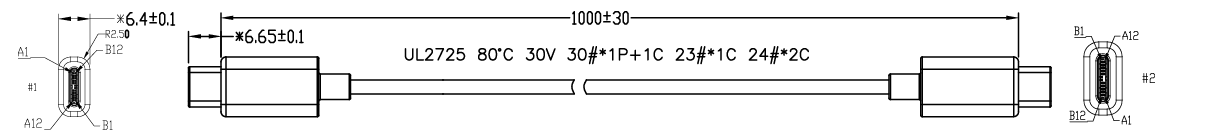
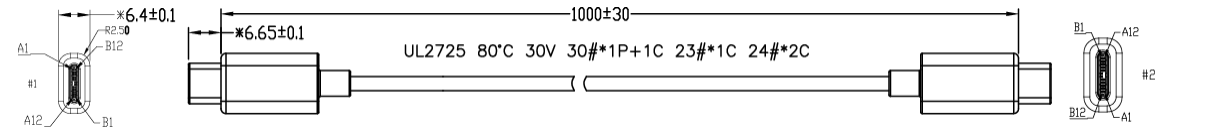
FPBAG1-H	EU & UK CLIP
	



USB Cables – Sold Separately

Unit: mm

Part no: IP-USB1(C10)S	Desc: USB-A to Micro-B – 1 Meter – Black
Part no: IPUSB1CS	Desc: USB to Mini-B – 1.5 Meter – Black
Part no: IPUSB1MS	Desc: USB-A to Micro-B – 1.5 Meter – Black
Part no: IPUSB1M5LD	Desc: USB-A to Micro-B – 24AWG – Low Drop – 1.5 Meter – Black
Part no: IPUSB1P5	Desc: USB-A to Micro-B – 1 Meter – 24AWG – Black
Part no: IPUSB1P5W	Desc: USB-A to Micro-B – 1 Meter – 24AWG – White

Part no: IPUSB1MSW	Desc: USB-A to Micro-B – 1.5 Meter – White
 <p>Technical drawing of the IPUSB1MSW cable. It shows a USB-A connector (CN.1) on the left and a Micro-B connector (CN.2) on the right. The cable length is 1500 ± 50 mm. The wire is UL2725 80°C 30V. Dimensions include 12.0 ± 0.3 mm for the USB-A connector and 5.4 mm for the Micro-B connector. Pin numbers 1, 4, 5 are indicated.</p>	
Part no: UES-1001A160	Desc: Low Drop Type-C USB Cable – 1 Meter – 23AWG on Power – 30AWG on Data - Black
 <p>Technical drawing of the UES-1001A160 cable. It shows two Type-C connectors. The cable length is 1000 ± 30 mm. The wire is UL2725 80°C 30V 30#*1P+1C 23#*1C 24#*2C. Dimensions include 6.4 ± 0.1 mm for the connector width and 6.65 ± 0.1 mm for the connector body. Pin numbers 1, 2, 4, 12 are indicated.</p>	
Part no: UES-1003A160	Desc: Low Drop Type-C USB Cable - 1 Meter – 23AWG on Power – 30AWG on Data - White
 <p>Technical drawing of the UES-1003A160 cable. It shows two Type-C connectors. The cable length is 1000 ± 30 mm. The wire is UL2725 80°C 30V 30#*1P+1C 23#*1C 24#*2C. Dimensions include 6.4 ± 0.1 mm for the connector width and 6.65 ± 0.1 mm for the connector body. Pin numbers 1, 2, 4, 12 are indicated.</p>	